

In May 2023 the volume of remittances transferred via international money transfer systems (hereinafter - IMTS) was 260.1 thousand transactions in the amount of 94.8 billion tenge. Compared to April 2023, there is an increase in the number of transfers by 5.4% and the volume of transactions by 10.6%.

Kazakhstan's commercial banks and JSC «Kazpost» provide to the customer's remittances services through IMTS such as the Golden Crown, Western Union, Unistream, Contact, Faster, MoneyGram and others IMTS.

IMTS are used by the Kazakhstan's population as for transfers within the country and for sending /receiving money transfers abroad / from abroad.

The share of remittances carried out through IMTS on the territory of Kazakhstan in May 2023 is 6.2% of the total number of transfers and 5.2% of the total volume of remittances. The share of remittances sent abroad is 93.8% and 94.9%, respectively.

## **CROSS-BORDER REMITTANCES**

### **REMMITTANCES SENT ABROAD**

In May 2023 abroad were transferred via IMTS 243.9 thousands transactions in the amount of 90.0 billion tenge. Compared to April 2023, the number of money transfers sent increased by 11.4%, the volume increased by 17.7%.

In terms of the volume of money sent from Kazakhstan abroad, the leaders are: Uzbekistan – 29.9 billion tenge (share – 33.2%), Russia – 19.8 billion tenge (share of the total amount of 22.0%), Turkey – 18.9 billion tenge (share – 21.0%), Georgia – 9.1 billion tenge (share – 10.2%), and China – 2.9 billion tenge (share – 3.2%).

#### ***By IMTS***

| <b>IMTS</b>                  | <b>Number of transactions<br/>(in thousands)</b> | <b>Share of the total number of transactions, %</b> | <b>Volume (mln. KZT)</b> | <b>Share of volume, %</b> |
|------------------------------|--|---|--------------------------|---------------------------|
| Golden Crown                 | 207,8  | 85,2%   | 71 137,4                 | 79,1%                     |
| CONTACT                      | 18,2   | 7,5%  | 10 554,0                 | 11,7%                     |
| Western Union                | 7,6  | 3,1%  | 5 351,9                  | 5,9%                      |
| MONEYGRAM                    | 1,9  | 0,8%  | 1 380,1                  | 1,5%                      |
| UNISTREAM                    | 5,5  | 2,3%  | 1 224,9                  | 1,4%                      |
| Other money transfer systems | 2,9  | 1,2%  | 305,5                    | 0,3%                      |
| <b>Total</b>                 | <b>243,9</b>                                     | <b>100,0%</b>                                       | <b>89 953,7</b>          | <b>100,0%</b>             |

#### ***By countries***

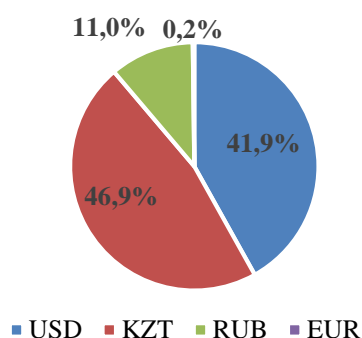
| <b>Country</b> | <b>Number of transactions<br/>(in thousands)</b> | <b>Share of the total number of transactions, %</b> | <b>Volume (mln. KZT)</b> | <b>Share of volume, %</b> |
|----------------|--|---|--------------------------|---------------------------|
| Uzbekistan     | 78,6   | 32,2%   | 29 876,9                 | 33,2%                     |
| Russia         | 91,2   | 37,4%   | 19 784,5                 | 22,0%                     |
| Turkey         | 34,0   | 13,9%   | 18 850,4                 | 21,0%                     |
| Georgia        | 4,4  | 1,8%  | 9 144,0                  | 10,2%                     |
| China          | 2,2  | 0,9%  | 2 865,8                  | 3,2%                      |
| Kyrgyzstan     | 9,6  | 3,9%  | 2 613,1                  | 2,9%                      |
| Tadjikistan    | 15,2   | 6,3%  | 2 081,7                  | 2,3%                      |
| Azerbaijan     | 1,9  | 0,8%  | 1 229,1                  | 1,4%                      |

|              |              |               |                 |               |
|--------------|--------------|---------------|-----------------|---------------|
| Armenia      | 0,7          | 0,3%          | 645,0           | 0,7%          |
| Ukraine      | 1,6          | 0,6%          | 597,8           | 0,7%          |
| Others       | 4,5          | 1,9%          | 2 265,3         | 2,5%          |
| <b>Total</b> | <b>243,9</b> | <b>100,0%</b> | <b>89 953,7</b> | <b>100,0%</b> |

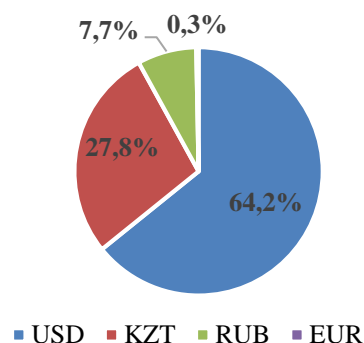
### ***By currencies***

The main share of carried out remittances sent via IMTS was in US dollars (the share of the total number of sent transfers was 41.9%, the share of the total volume of sent transfers was 64.2%) and in Kazakhstan tenge (46.9% and 27.8%, respectively).

**Share from the total number  
of sent remittances**



**Share from the total volume  
of sent remittances**



## **RECEIVED REMITTANCES (FROM ABROAD)**

In May 2023 from abroad to Kazakhstan were transferred via IMTS 101.9 thousands transaction in the amount of 28.0 billion tenge. Compared to April 2023, the number and volume of money transfers received increased by 2.1% and 6.5%, respectively.

In terms of the amount of money received from abroad, the leaders are: Russia – 10.6 billion tenge (share of the total amount – 37.8%), the United States of America – 3.1 billion tenge (share – 11.1%), the Republic of Korea – 3.0 billion tenge (share – 10.7%), Uzbekistan – 2.8 billion tenge (share – 10.1%), as well as Turkey 1.7 billion tenge (share – 6.2%).

### ***By IMTS***

| IMTS                         | Number of transactions<br>(in thousands) | Share of the total number of transactions, % | Volume (mln. KZT) | Share of volume, % |
|------------------------------|--|--|-------------------|--------------------|
| Golden Crown                 | 41,4                                     | 40,7%  | 13 415,8          | 47,9%              |
| CONTACT                      | 4,4                                      | 4,4%   | 1 210,6           | 4,3%               |
| Western Union                | 23,1                                     | 22,7%  | 6 084,5           | 21,7%              |
| MONEYGRAM                    | 11,0                                     | 10,8%  | 3 534,6           | 12,6%              |
| UNISTREAM                    | 18,1                                     | 17,8%  | 3 549,5           | 12,7%              |
| Other money transfer systems | 3,8                                      | 3,7%   | 233,0             | 0,8%               |
| <b>Total</b>                 | <b>101,9</b>                             | <b>100,0%</b>                                | <b>28 028,0</b>   | <b>100,0%</b>      |

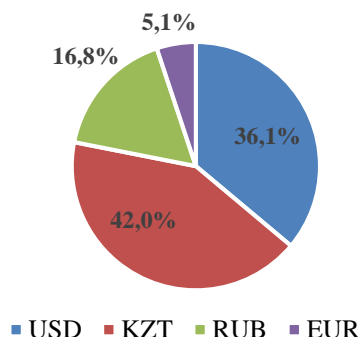
### ***By countries***

| Country                  | Number of transactions<br>(in thousands) | Share of the total number of transactions, % | Volume (mln. KZT) | Share of volume, % |
|--------------------------|--|--|-------------------|--------------------|
| Russia                   | 51,9                                     | 51,0%  | 10 604,5          | 37,8%              |
| United States of America | 9,6                                      | 9,4%   | 3 120,9           | 11,1%              |
| Republic of Korea        | 5,4                                      | 5,3%   | 2 987,5           | 10,7%              |
| Uzbekistan               | 5,2                                      | 5,1%   | 2 834,7           | 10,1%              |
| Turkey                   | 5,5                                      | 5,4%   | 1 739,1           | 6,2%               |
| Germany                  | 8,5                                      | 8,3%   | 1 480,9           | 5,3%               |
| Kyrgyzstan               | 2,4                                      | 2,4%   | 1 258,4           | 4,5%               |
| Georgia                  | 0,8                                      | 0,8%   | 477,9             | 1,7%               |
| Israel                   | 1,1                                      | 1,0%   | 317,4             | 1,1%               |
| Belarus                  | 0,4                                      | 0,4%   | 275,6             | 1,0%               |
| Others                   | 11,1                                     | 10,8%  | 2 931,2           | 10,5%              |
| <b>Total</b>             | <b>101,9</b>                             | <b>100,0%</b>                                | <b>28 028,0</b>   | <b>100,0%</b>      |

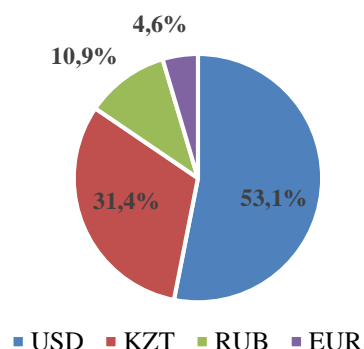
### ***By currencies***

Main share of received remittances carried out through IMTS were transferred in US dollars (36.1% of total number of remittances and 53.1% of the total volume) and Kazakhstan tenge (42.0% and 31.4%, respectively).

**Share from the total number of received remittances**



**Share from the total volume of received remittances**



### **REMITTANCES WITHIN KAZAKHSTAN**

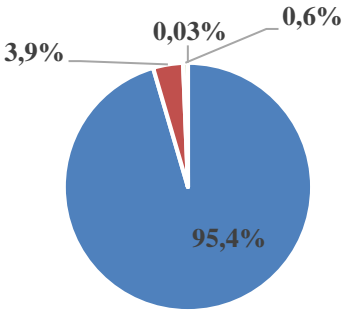
Within Kazakhstan during May 2023 were transferred via IMTS 16.2 thousands transactions in the amount of 4.9 billion tenge. Compared to April 2023, the number of money transfers decreased by 41.7%, and the volume of transactions decreased by 47.8%.

### ***By IMTS***

| IMTS                         | Number of transactions<br>(in thousands) | Share of the total number of transactions, % | Volume (mln. KZT) | Share of volume, % |
|------------------------------|--|--|-------------------|--------------------|
| Golden Crown                 | 1,06                                     | 6,5%   | 1 204,9           | 24,7%              |
| CONTACT                      | 0,01                                     | 0,04%  | 12,0              | 0,2%               |
| Western Union                | 0,02                                     | 0,1%   | 25,5              | 0,5%               |
| UNISTREAM                    | 0,05                                     | 0,3%   | 6,2               | 0,1%               |
| Other money transfer systems | 15,1                                     | 93,0%  | 3 630,9           | 74,4%              |
| <b>Total</b>                 | <b>16,2</b>                              | <b>100,0%</b>                                | <b>4 879,6</b>    | <b>100,0%</b>      |

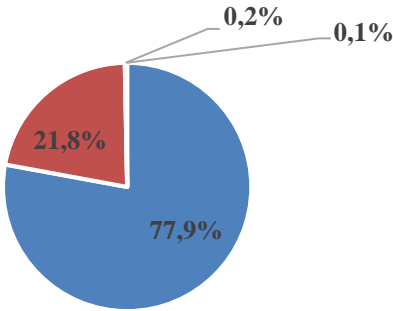
*By currencies*

Share from the total number  
of sent remittances



■ KZT ■ USD ■ RUB ■ EUR

Share from the total volume  
of sent remittances



■ KZT ■ USD ■ RUB ■ EUR