

In August 2022 the volume of remittances transferred via international money transfer systems (hereinafter - IMTS) was 319.9 thousand transactions in the amount of 112.8 billion tenge. In comparison with August 2021, the number and volume of money transfers sent increased by 18.3% and 7.0%, respectively. Compared to July 2022 the number and volume of money transfers increased by 13.9% and 18.6%, respectively.

Kazakhstan's commercial banks and JSC «Kazpost» provide to the customers remittances services through IMTS such as the Golden Crown, Western Union, Unistream, Contact, Faster, MoneyGram and others IMTS.

IMTS are used by the Kazakhstan's population as for transfers within the country and for sending /receiving money transfers abroad / from abroad.

The share of remittances carried out through IMTS on the territory of Kazakhstan in August 2022 is 23.8% of the total number of transfers and 8.5% of the total volume of remittances. The share of remittances sent abroad is 76.2% and 91.5%, respectively.

CROSS-BORDER REMITTANCES

REMMITANCES SENT ABROAD

In August 2022 abroad were transferred via IMTS 243.7 thousands transactions in the amount of 103.2 billion tenge. Compared to July 2022, the number and volume of money transfers sent increased by 18.0% and 19.0%, respectively. Compared to August of last year, the number of money transfers sent decreased by 4.8%, but the volume of transactions increased by 2.9%.

In terms of the volume of money sent from Kazakhstan abroad, the leaders are: Uzbekistan – 38.1 billion tenge (share of volume – 36.9%), Turkey – 27.0 billion tenge (share – 26.2%), Russia – 15.6 billion tenge (share – 15.1%), Georgia – 5.7 billion tenge (share – 5,5%), as well as China – 4.1 billion tenge (share – 4.0%).

By IMTS

IMTS	Number of transactions (in thousands)	Share of the total number of transactions, %	Volume (mln. KZT)	Share of volume, %
Golden Crown	210,6	86,4%	83 633,8	81,0%
CONTACT	16,7	6,9%	10 660,4	10,3%
Western Union	8,1	3,3%	6 256,7	6,1%
MONEYGRAM	2,0	0,8%	1 826,5	1,8%
UNISTREAM	2,0	0,8%	512,4	0,5%
Other money transfer systems	4,3	1,8%	359,8	0,3%
Total	243,7	100,0%	103 249,7	100,0%

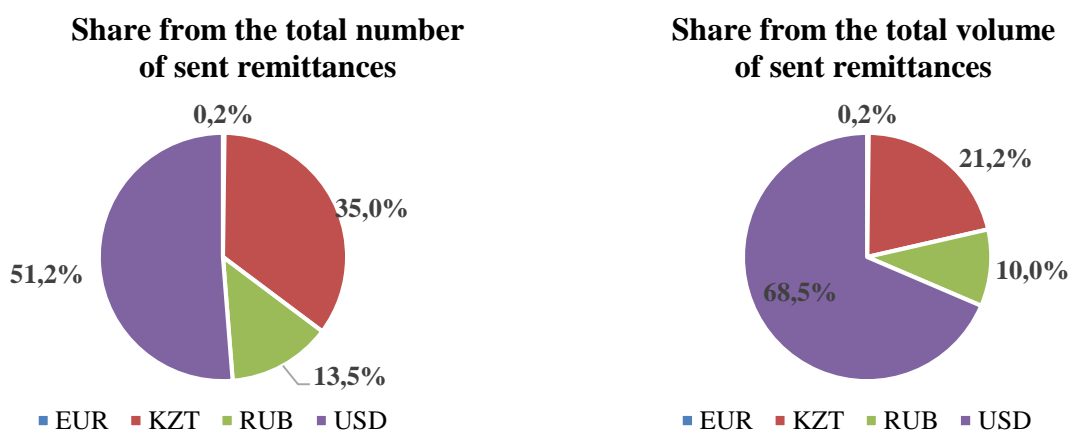
By countries

Country	Number of transactions (in thousands)	Share of the total number of transactions, %	Volume (mln. KZT)	Share of volume, %
Uzbekistan	100,5	41,3%	38 098,8	36,9%
Turkey	36,1	14,8%	27 048,4	26,2%
Russia	58,5	24,0%	15 575,2	15,1%
Georgia	3,0	1,2%	5 663,9	5,5%
China	3,0	1,2%	4 089,7	4,0%
Kyrgyzstan	14,6	6,0%	4 018,9	3,9%

Tajikistan	18,5	7,6%	2 567,9	2,5%
Azerbaijan	2,4	1,0%	1 389,5	1,3%
Armenia	0,8	0,3%	1 106,5	1,1%
Republic of Korea	0,8	0,3%	940,5	0,9%
Others	5,7	2,3%	2 750,6	2,7%
Total	243,7	100,0%	103 249,7	100,0%

By currencies

The main share of carried out remittances sent via IMTS was in US dollars (the share of the total number of sent transfers was 51.2%, the share of the total volume of sent transfers was 68.5%) and in Kazakhstan tenge (35.0% and 21.2%, respectively).



RECEIVED REMITTANCES (FROM ABROAD)

In August 2022 from abroad to Kazakhstan were transferred via IMTS 156.8 thousands transaction in the amount of 71.4 billion tenge. Compared to July 2022, the number and volume of money transfers received decreased by 5.2% and 19.0%, respectively. Compared to August of last year, the number and volume of money transfers received increased by 59.6% and 2.9 times, respectively.

In terms of the amount of money received from abroad, the leaders are: Russia – 33.2 billion tenge (share of volume – 46.5%), Kyrgyzstan – 17.7 billion tenge (share – 24.9%), Uzbekistan – 4.7 billion tenge (share – 6.5%), the United States of America – 4.0 billion tenge (share – 5.6%), as well as the Republic of Korea – 3.4 billion tenge (share - 4,8%).

By IMTS

IMTS	Number of transactions (in thousands)	Share of the total number of transactions, %	Volume (mln. KZT)	Share of volume, %
Golden Crown	104,1	66,4%	51 499,8	72,1%
Western Union	25,5	16,3%	7 570,8	10,6%
MONEYGRAM	7,5	4,8%	5 620,0	7,9%
CONTACT	12,1	7,7%	4 729,9	6,6%
UNISTREAM	3,5	2,2%	1 657,9	2,3%
Other money transfer systems	4,1	2,6%	315,2	0,4%
Total	156,8	100,0%	71 393,6	100,0%

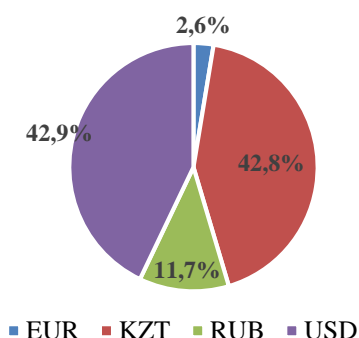
By countries

Country	Number of transactions (in thousands)	Share of the total number of transactions, %	Volume (mln. KZT)	Share of volume, %
Russia	92,7	59,1%	33 226,3	46,5%
Kyrgyzstan	7,6	4,9%	17 746,0	24,9%
Uzbekistan	6,9	4,4%	4 661,9	6,5%
United States of America	11,3	7,2%	3 986,5	5,6%
Republic of Korea	6,2	4,0%	3 438,4	4,8%
Turkey	5,4	3,4%	1 789,7	2,5%
Germany	9,2	5,9%	1 514,1	2,1%
Tajikistan	4,6	3,0%	709,7	1,0%
Georgia	0,8	0,5%	542,1	0,8%
Israel	1,2	0,8%	364,6	0,5%
Others	10,8	6,9%	3 414,2	4,8%
Total	156,8	100,0%	71 393,6	100,0%

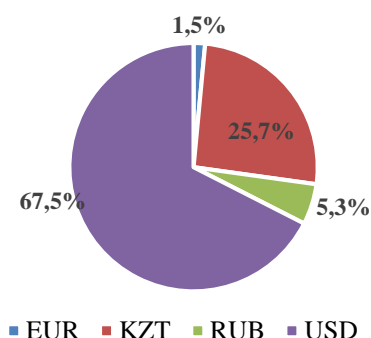
By currencies

Main share of received remittances carried out through IMTS were transferred in US dollars (42.9% of total number of remittances and 67.5% of the total volume) and and Kazakhstan tenge (42.8% and 25.4%, respectively).

Share from the total number of received remittances



Share from the total volume of received remittances



REMITTANCES WITHIN KAZAKHSTAN

Within Kazakhstan during August 2022 were transferred via IMTS 76.1 thousands transactions in the amount of 9.5 billion tenge. Compared to July 2022, the number and volume of money transfers increased by 2.4% and 14.2%, respectively. Compared to August of last year, the number and volume of money transfers in Kazakhstan increased by 5.3 times and 88.6%, respectively.

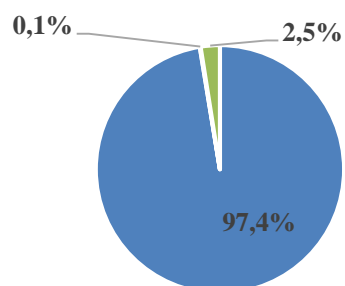
By IMTS

IMTS	Number of transactions (in thousands)	Share of the total number of transactions, %	Volume (mln. KZT)	Share of volume, %
Golden Crown	1,6	2,0%	2 066,5	21,7%
Western Union	0,8	1,1%	144,7	1,5%
UNISTREAM	0,1	0,1%	4,9	0,1%
CONTACT	0,0	0,0%	27,6	0,3%
Other money transfer systems	73,7	96,8%	7 300,5	76,5%

Total	76,1	100,0%	9 544,2	100,0%
--------------	-------------	---------------	----------------	---------------

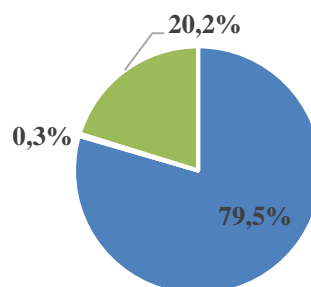
By currencies

**Share from the total number
of sent remittances**



■ KZT ■ RUB ■ USD

**Share from the total volume
of sent remittances**



■ KZT ■ RUB ■ USD