

In March 2022 the volume of remittances transferred via international money transfer systems (hereinafter - IMTS) was 231,4 thousand transactions in the amount of 88,918 bln. KZT.

Kazakhstan's commercial banks and JSC «Kazpost» provide to the customers remittances services through IMTS such as the Golden Crown, Western Union, Unistream, Contact, Faster, MoneyGram and others IMTS.

IMTS are used by the Kazakhstan's population as for transfers within the country and for sending /receiving money transfers abroad / from abroad.

The share of remittances carried out through IMTS on the territory of Kazakhstan in March 2022 is 27,6% of the total number of transfers and 8,8% of the total volume of remittances. The share of remittances sent abroad is 72,4% and 91,2% respectively.

CROSS-BORDER REMITTANCES

REMMITANCES SENT ABROAD

In March 2022 abroad were transferred via IMTS 167,6 thousands transactions in the amount of 81,120 bln. KZT.

By IMTS

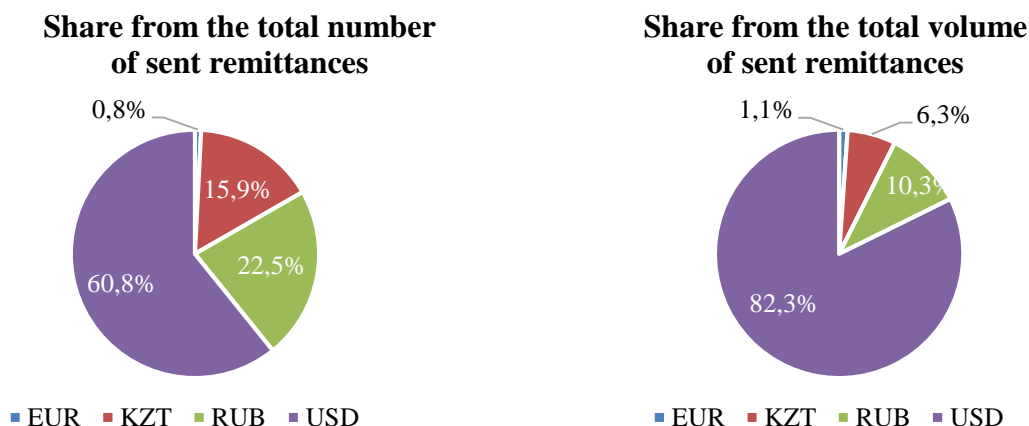
IMTS	Number of transactions (in thousands)	Share of the total number of transactions, %	Volume (mln. KZT)	Share of volume, %
Golden Crown	137,4	82,0%	58 657,9	72,3%
CONTACT	15,4	9,2%	16 135,9	19,9%
Western Union	7,3	4,4%	4 489,6	5,5%
MONEYGRAM	1,0	0,6%	912,4	1,1%
UNISTREAM	2,9	1,7%	608,0	0,7%
Other money transfer systems	3,5	2,1%	316,6	0,4%
Total	167,6	100,0%	81 120,4	100,0%

By countries

Country	Number of transactions (in thousands)	Share of the total number of transactions, %	Volume (mln. KZT)	Share of volume, %
Turkey	25,1	15,0%	24 166,1	29,8%
Kyrgyzstan	19,2	11,5%	16 103,6	19,9%
Uzbekistan	49,1	29,3%	15 723,6	19,4%
Russia	53,6	32,0%	12 577,6	15,5%
Georgia	2,1	1,2%	3 861,4	4,8%
China	1,4	0,9%	2 250,5	2,8%
Azerbaijan	1,8	1,1%	1 299,7	1,6%
Tajikistan	9,3	5,6%	1 184,7	1,5%
Republic of Korea	0,7	0,4%	952,2	1,2%
Armenia	0,5	0,3%	640,7	0,8%
Others	4,9	2,9%	2 360,5	2,9%
Total	167,6	100,0%	81 120,4	100,0%

By currencies

The main share of carried out remittances sent via IMTS was in US dollars (the share of the total number of sent transfers was 60,8%, the share of the total volume of sent transfers was 82,3%).



RECEIVED REMITTANCES (FROM ABROAD)

In March 2022 from abroad to Kazakhstan were transferred via IMTS 96,6 thousands transaction in the amount of 25,584 bln. KZT.

By IMTS

IMTS	Number of transactions (in thousands)	Share of the total number of transactions, %	Volume (mln. KZT)	Share of volume, %
Golden Crown	46,0	47,6%	13 850,1	54,1%
Western Union	30,9	31,9%	6 938,5	27,1%
MONEYGRAM	11,8	12,2%	3 732,4	14,6%
CONTACT	2,2	2,2%	561,4	2,2%
UNISTREAM	2,0	2,1%	363,4	1,4%
Other money transfer systems	3,8	4,0%	137,8	0,5%
Total	96,6	100,0%	25 583,6	100,0%

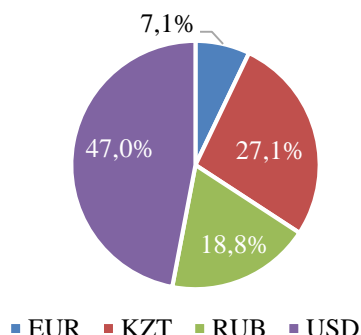
By countries

Country	Number of transactions (in thousands)	Share of the total number of transactions, %	Volume (mln. KZT)	Share of volume, %
Russia	35,9	37,1%	4 562,2	17,8%
Uzbekistan	7,6	7,9%	4 320,9	16,9%
United States of America	12,0	12,4%	3 734,2	14,6%
Republic of Korea	7,1	7,4%	3 585,7	14,0%
Kyrgyzstan	4,3	4,5%	2 415,0	9,4%
Germany	11,0	11,4%	1 856,7	7,3%
Turkey	4,2	4,3%	1 065,9	4,2%
Israel	1,2	1,3%	372,3	1,5%
Georgia	0,5	0,5%	344,0	1,3%
France	1,0	1,0%	313,1	1,2%
Others	11,7	12,1%	3 013,6	11,8%
Total	96,6	100,0%	25 583,6	100,0%

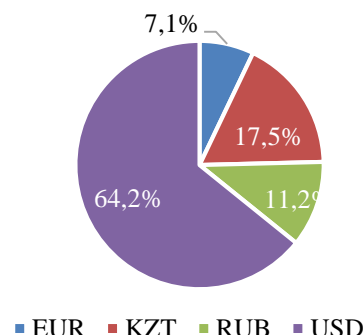
By currencies

Main share of received remittances carried out through IMTS were transferred in US dollars (47,0 % of total number of remittances and 64,2% of the total volume) and and Kazakhstan tenge (27,1% and 17,5%, respectively)

Share from the total number of received remittances



Share from the total volume of received remittances



REMITTANCES WITHIN KAZAKHSTAN

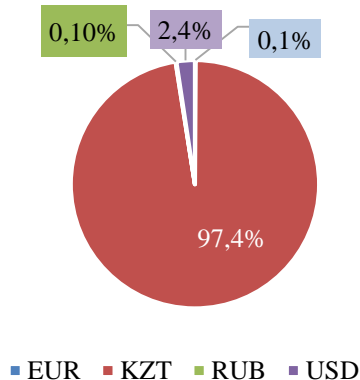
Within Kazakhstan during March 2022 were transferred via IMTS 63,8 thousands transactions in the amount of 7,797 bln. KZT.

By IMTS

IMTS	Number of transactions (in thousands)	Share of the total number of transactions, %	Volume (mln. KZT)	Share of volume, %
Golden Crown	1,3	2,0%	1 094,0	14,0%
Western Union	0,8	1,3%	102,0	1,3%
UNISTREAM	0,1	0,2%	13,0	0,2%
CONTACT	0,0	0,0%	25,2	0,3%
Other money transfer systems	61,6	96,5%	6 563,1	84,2%
Total	63,8	100,0%	7 797,4	100,0%

By currencies

Share from the total number of sent remittances



Share from the total volume of sent remittances

