

In July 2020 the volume of remittances transferred via international money transfer systems (hereinafter - IMTS) was 242,8 thousand transactions in the amount of 70 236,4 mln. KZT.

Kazakhstan's commercial banks and JSC «Kazpost» provide to the customers remittances services through IMTS such as the Golden Crown, Western Union, Unistream, Contact, Faster, MoneyGram and others IMTS.

IMTS are used by the Kazakhstan's population as for transfers within the country and for sending /receiving money transfers abroad / from abroad.

The share of remittances carried out through IMTS on the territory of Kazakhstan in July 2020 is 20,2% of the total number of transfers and 5,9% of the total volume of remittances. The share of remittances sent abroad is 79,8% and 94,1% respectively.

CROSS-BORDER REMITTANCES

REMMITANCES SENT ABROAD

In July 2020 abroad were transferred via IMTS 193,8 thousands transactions in the amount of 66 094,8 mln. KZT.

By IMTS

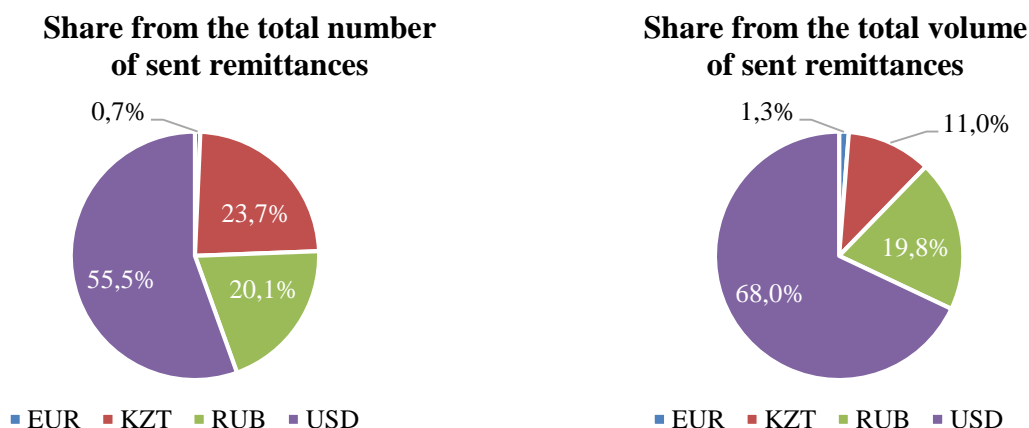
IMTS	Number of transactions (in thousands)	Share of the total number of transactions, %	Volume (mln. KZT)	Share of volume, %
Golden Crown	151,5	78,2%	53 511,8	81,0%
Western Union	9,0	4,6%	4 908,6	7,4%
UNISTREAM	13,3	6,8%	3 066,7	4,6%
CONTACT	8,2	4,2%	2 903,0	4,4%
MONEYGRAM	1,1	0,6%	510,2	0,8%
Other money transfer systems	10,6	5,5%	1 194,5	1,8%
Total	193,8	100,0%	66 094,8	100,0%

By countries

Country	Number of transactions (in thousands)	Share of the total number of transactions, %	Volume (mln. KZT)	Share of volume, %
Russia	59,0	30,5%	18 939,0	28,7%
Uzbekistan	69,2	35,7%	15 829,1	23,9%
Kyrgyzstan	24,5	12,6%	13 155,2	19,9%
Turkey	13,9	7,2%	8 190,5	12,4%
China	2,4	1,2%	2 900,4	4,4%
Tajikistan	11,0	5,7%	1 238,8	1,9%
Azerbaijan	3,4	1,8%	1 201,1	1,8%
Ukraine	2,0	1,0%	717,3	1,1%
Armenia	1,1	0,6%	698,7	1,1%
Georgia	1,5	0,8%	621,6	0,9%
Others	5,9	3,0%	2 603,2	3,9%
Total	193,8	100,0%	66 094,8	100,0%

By currencies

The main share of carried out remittances sent via IMTS was in US dollars (the share of the total number of sent transfers was 55,5%, the share of the total volume of sent transfers was 68,0%) and in Russian rubles (the share of the total number of sent transfers was 20,1%, the share of the total volume of sent transfers was 19,8%).



RECEIVED REMITTANCES (FROM ABROAD)

In July 2020 from abroad to Kazakhstan were transferred via IMTS 112,3 thousands transaction in the amount of 25 639,6 mln. KZT.

By IMTS

IMTS	Number of transactions (in thousands)	Share of the total number of transactions, %	Volume (mln. KZT)	Share of volume, %
Golden Crown	46,0	41,0%	12 073,4	47,1%
Western Union	35,7	31,8%	6 840,5	26,7%
MONEYGRAM	10,7	9,5%	2 941,1	11,5%
CONTACT	3,2	2,8%	839,6	3,3%
UNISTREAM	2,3	2,0%	554,3	2,2%
Other money transfer systems	14,3	12,8%	2 390,6	9,3%
Total	112,3	100,0%	25 639,6	100,0%

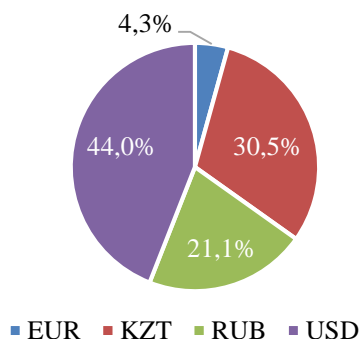
By countries

Country	Number of transactions (in thousands)	Share of the total number of transactions, %	Volume (mln. KZT)	Share of volume, %
Russia	51,1	45,5%	8 174,2	31,9%
Korea	8,9	8,0%	4 116,0	16,1%
Kyrgyzstan	4,3	3,8%	2 707,3	10,6%
United States of America	9,1	8,1%	2 271,1	8,9%
Uzbekistan	6,2	5,5%	2 231,2	8,7%
Germany	12,0	10,6%	1 662,0	6,5%
Turkey	4,0	3,6%	755,3	2,9%
Belarus	0,5	0,5%	364,0	1,4%
United Arab Emirates	1,1	1,0%	269,2	1,1%
France	0,9	0,8%	261,1	1,0%
Other	14,1	12,5%	2 828,1	11,0%
Total	112,3	100,0%	25 639,6	100,0%

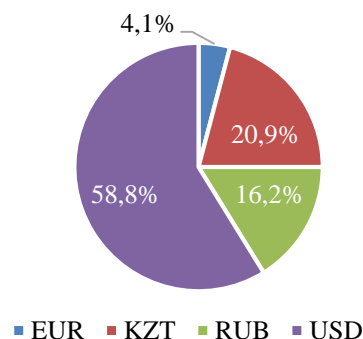
By currencies

Main share of received remittances carried out through IMTS were transferred in US dollars (44,0 % of total number of remittances and 58,8% of the total volume) and in Russian rubles (21,1% and 16,2% respectively).

Share from the total number of received remittances



Share from the total volume of received remittances



REMITTANCES WITHIN KAZAKHSTAN

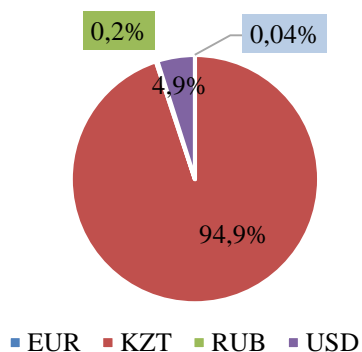
Within Kazakhstan during July 2020 were transferred via IMTS 49,1 thousands transactions in the amount of 4 141,6 mln. KZT.

By IMTS

IMTS	Number of transactions (in thousands)	Share of the total number of transactions, %	Volume (mln. KZT)	Share of volume, %
Golden Crown	1,7	3,4%	1 119,0	27,0%
Western Union	1,7	3,4%	224,4	5,4%
UNISTREAM	0,3	0,6%	42,3	1,0%
CONTACT	0,0	0,0%	10,5	0,3%
Other money transfer systems	45,4	92,5%	2 745,3	66,3%
Total	49,1	100,0%	4 141,6	100,0%

By currencies

Share from the total number of sent remittances



Share from the total volume of sent remittances

