

In December 2023 the volume of remittances transferred via international money transfer systems (hereinafter - IMTS) was 217.8 thousand transactions in the amount of 74.5 billion tenge. Compared to November 2023, there is a decrease in the number of transfers by 1.1% and a decrease the volume of transactions by 10.6%.

Kazakhstan's commercial banks and JSC «Kazpost» provide to the customer's remittances services through IMTS such as the Golden Crown, Western Union, Contact, MoneyGram and others IMTS.

IMTS are used by the Kazakhstan's population as for transfers within the country and for sending /receiving money transfers abroad / from abroad.

The share of remittances carried out through IMTS on the territory of Kazakhstan in December 2023 is 1.2% of the total number of transfers and 2.3% of the total volume of remittances. The share of remittances sent abroad is 98.8% and 97.7%, respectively.

CROSS-BORDER REMITTANCES

REMMITANCES SENT ABROAD

In December 2023 abroad were transferred via IMTS 215.3 thousands transactions in the amount of 72.8 billion tenge. Compared to November 2023, the number of money transfers sent decreased by 1.1%, the volume decreased by 10.8%.

In terms of the volume of money sent from Kazakhstan abroad, the leaders are: Russia – 23.6 billion tenge (share of the total amount of 32.4%), Turkey – 17.2 billion tenge (share – 23.6%), Uzbekistan – 13.5 billion tenge (share – 18.6%), Georgia – 6.7 billion tenge (share – 9.2%), and China – 2.8 billion tenge (share – 3.9%).

By IMTS

IMTS	Number of transactions (in thousands)	Share of the total number of transactions, %	Volume (mln. KZT)	Share of volume, %
Golden Crown	191,25	88,8%	58 108,37	79,8%
CONTACT	11,77	5,5%	8 435,80	11,6%
Western Union	5,78	2,7%	3 923,44	5,4%
MONEYGRAM	1,91	0,9%	1 726,20	2,4%
Other money transfer systems	4,56	2,1%	630,81	0,9%
Total	215,27	100,0%	72 824,61	100,0%

By countries

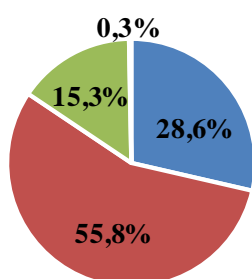
Country	Number of transactions (in thousands)	Share of the total number of transactions, %	Volume (mln. KZT)	Share of volume, %
Russia	121,90	56,6%	23 614,78	32,4%
Turkey	28,01	13,0%	17 206,75	23,6%
Uzbekistan	35,79	16,6%	13 524,13	18,6%
Georgia	3,24	1,5%	6 713,31	9,2%
China	2,35	1,1%	2 855,07	3,9%
Kyrgyzstan	7,00	3,3%	2 574,47	3,5%
Tadjikistan	8,54	4,0%	1 455,48	2,0%
Azerbaijan	1,64	0,8%	1 231,39	1,7%
Armenia	0,69	0,3%	1 024,65	1,4%

Ukraine	1,41	0,7%	464,58	0,6%
Others	4,72	2,2%	2 160,01	3,0%
Total	215,27	100,0%	72 824,61	100,0%

By currencies

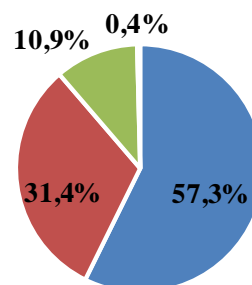
The main share of carried out remittances sent via IMTS was in US dollars (the share of the total number of sent transfers was 28.6%, the share of the total volume of sent transfers was 57.3%) and in Kazakhstan tenge (55.8% and 31.4%, respectively).

**Share from the total number
of sent remittances**



■ USD ■ KZT ■ RUB ■ EUR

**Share from the total volume
of sent remittances**



■ USD ■ KZT ■ RUB ■ EUR

RECEIVED REMITTANCES (FROM ABROAD)

In December 2023 from abroad to Kazakhstan were transferred via IMTS 84.4 thousands transaction in the amount of 23.6 billion tenge. Compared to November 2023, the number of money transfers received increased by 9.1%, the volume decreased by 0.6%.

In terms of the amount of money received from abroad, the leaders are: Russia – 6.8 billion tenge (share of the total amount – 28.9%), the United States of America – 2.9 billion tenge (share – 12.3%), the Republic of Korea – 2.6 billion tenge (share – 11.2%), Uzbekistan – 2.3 billion tenge (share – 9.8%), as well as Germany – 1.6 billion tenge (share – 7.0%).

By IMTS

IMTS	Number of transactions (in thousands)	Share of the total number of transactions, %	Volume (mln. KZT)	Share of volume, %
Golden Crown	38,76	45,9%	12 008,56	50,9%
Western Union	22,48	26,6%	6 215,92	26,3%
MONEYGRAM	11,30	13,4%	3 422,04	14,5%
CONTACT	6,75	8,0%	1 568,85	6,6%
Other money transfer systems	5,14	6,1%	399,12	1,7%
Total	84,42	100,0%	23 614,49	100,0%

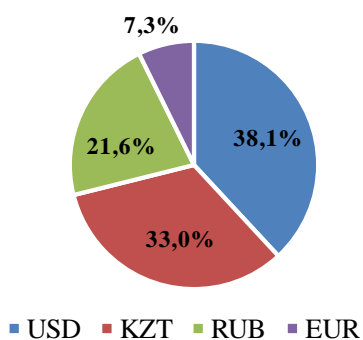
By countries

Country	Number of transactions (in thousands)	Share of the total number of transactions, %	Volume (mln. KZT)	Share of volume, %
Russia	36,76	43,5%	6 834,63	28,9%
United States of America	8,99	10,7%	2 903,25	12,3%
Republic of Korea	4,40	5,2%	2 643,52	11,2%
Uzbekistan	4,48	5,3%	2 313,24	9,8%
Germany	10,34	12,2%	1 645,95	7,0%
Turkey	4,61	5,5%	1 572,96	6,7%
Kyrgyzstan	2,19	2,6%	1 304,59	5,5%
Azerbaijan	0,60	0,7%	530,52	2,2%
Georgia	0,74	0,9%	459,99	1,9%
Israel	1,09	1,3%	282,30	1,2%
Others	10,23	12,1%	3 123,55	13,2%
Total	84,42	100,0%	23 614,49	100,0%

By currencies

Main share of received remittances carried out through IMTS were transferred in US dollars (38.1% of total number of remittances and 57.6% of the total volume) and Kazakhstan tenge (33.0% and 22.8%, respectively).

Share from the total number of received remittances



Share from the total volume of received remittances

