

In November 2023 the volume of remittances transferred via international money transfer systems (hereinafter - IMTS) was 220.2 thousand transactions in the amount of 83.4 billion tenge. Compared to October 2023, there is a decrease in the number of transfers by 5.6% and a decrease the volume of transactions by 9%.

Kazakhstan's commercial banks and JSC «Kazpost» provide to the customer's remittances services through IMTS such as the Golden Crown, Western Union, Contact, MoneyGram and others IMTS.

IMTS are used by the Kazakhstan's population as for transfers within the country and for sending /receiving money transfers abroad / from abroad.

The share of remittances carried out through IMTS on the territory of Kazakhstan in November 2023 is 1.2% of the total number of transfers and 2.1% of the total volume of remittances. The share of remittances sent abroad is 98.8% and 97.9%, respectively.

CROSS-BORDER REMITTANCES

REMMITANCES SENT ABROAD

In November 2023 abroad were transferred via IMTS 217.6 thousands transactions in the amount of 81.6 billion tenge. Compared to October 2023, the number of money transfers sent decreased by 5.5%, the volume decreased by 8.9%.

In terms of the volume of money sent from Kazakhstan abroad, the leaders are: Russia – 22.6 billion tenge (share of the total amount of 27.7%), Turkey – 20.3 billion tenge (share – 24.9%), Uzbekistan – 17.7 billion tenge (share – 21.7%), Georgia – 8.4 billion tenge (share – 10.3%), and China – 3.1 billion tenge (share – 3.8%).

By IMTS

IMTS	Number of transactions (in thousands)	Share of the total number of transactions, %	Volume (mln. KZT)	Share of volume, %
Golden Crown	192,13	88,3%	65 385,58	80,1%
CONTACT	14,40	6,6%	9 903,48	12,1%
Western Union	5,48	2,5%	4 128,95	5,1%
MONEYGRAM	1,84	0,8%	1 645,76	2,0%
Other money transfer systems	3,77	1,7%	563,45	0,7%
Total	217,61	100,0%	81 627,22	100,0%

By countries

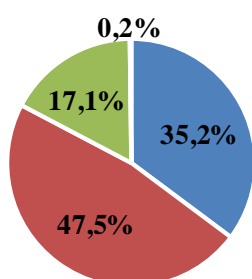
Country	Number of transactions (in thousands)	Share of the total number of transactions, %	Volume (mln. KZT)	Share of volume, %
Russia	104,46	48,0%	22 570,50	27,7%
Turkey	33,94	15,6%	20 352,85	24,9%
Uzbekistan	46,06	21,2%	17 695,16	21,7%
Georgia	4,09	1,9%	8 388,01	10,3%
China	2,71	1,2%	3 104,87	3,8%
Kyrgyzstan	7,76	3,6%	2 941,24	3,6%
Tadjikistan	10,88	5,0%	1 742,01	2,1%
Azerbaijan	1,58	0,7%	1 204,26	1,5%
Armenia	0,69	0,3%	942,42	1,2%

Republic of Korea	0,64	0,3%	536,56	0,7%
Others	4,82	2,2%	2 149,35	2,6%
Total	217,61	100,0%	81 627,22	100,0%

By currencies

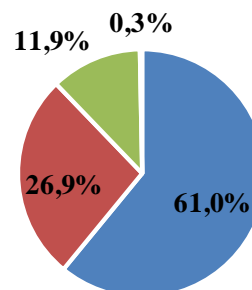
The main share of carried out remittances sent via IMTS was in US dollars (the share of the total number of sent transfers was 35.2%, the share of the total volume of sent transfers was 61.0%) and in Kazakhstan tenge (47.5% and 26.9%, respectively).

Share from the total number of sent remittances



■ USD ■ KZT ■ RUB ■ EUR

Share from the total volume of sent remittances



■ USD ■ KZT ■ RUB ■ EUR

RECEIVED REMITTANCES (FROM ABROAD)

In November 2023 from abroad to Kazakhstan were transferred via IMTS 77.4 thousands transaction in the amount of 23.8 billion tenge. Compared to October 2023, the number of money transfers received decreased by 2.6%, the volume increased by 1%.

In terms of the amount of money received from abroad, the leaders are: Russia – 7.0 billion tenge (share of the total amount – 29.6%), the United States of America – 2.9 billion tenge (share – 12.2%), Uzbekistan – 2.8 billion tenge (share – 11.7%), the Republic of Korea – 2.6 billion tenge (share – 10.8%), as well as Turkey – 1.7 billion tenge (share – 7.0%).

By IMTS

IMTS	Number of transactions (in thousands)	Share of the total number of transactions, %	Volume (mln. KZT)	Share of volume, %
Golden Crown	37,15	48,0%	12 615,77	53,1%
Western Union	19,46	25,2%	5 671,84	23,9%
MONEYGRAM	10,18	13,2%	3 481,41	14,7%
CONTACT	6,60	8,5%	1 627,03	6,8%
Other money transfer systems	4,00	5,2%	363,78	1,5%
Total	77,39	1,00	23 759,83	1,00

By countries

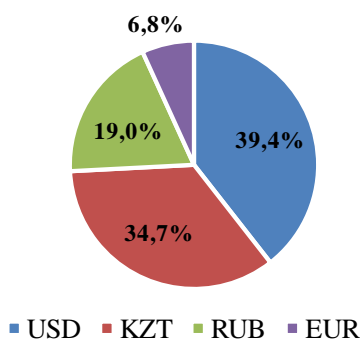
Country	Number of transactions (in thousands)	Share of the total number of transactions, %	Volume (mln. KZT)	Share of volume, %
---------	---------------------------------------	--	-------------------	--------------------

Russia	34,21	44,2%	7 029,15	29,6%
United States of America	8,23	10,6%	2 887,09	12,2%
Uzbekistan	4,58	5,9%	2 781,92	11,7%
Republic of Korea	4,49	5,8%	2 576,50	10,8%
Turkey	4,71	6,1%	1 663,08	7,0%
Germany	7,86	10,2%	1 494,08	6,3%
Kyrgyzstan	2,07	2,7%	1 259,80	5,3%
Georgia	0,69	0,9%	505,67	2,1%
Azerbaijan	0,58	0,8%	498,16	2,1%
France	0,69	0,9%	226,33	1,0%
Others	9,29	12,0%	2 838,05	11,9%
Total	77,39	100,0%	23 759,83	100,0%

By currencies

Main share of received remittances carried out through IMTS were transferred in US dollars (39.4% of total number of remittances and 58.7% of the total volume) and Kazakhstan tenge (34.7% and 23.4%, respectively).

**Share from the total number
of received remittances**



**Share from the total volume
of received remittances**

