

In September 2023 the volume of remittances transferred via international money transfer systems (hereinafter - IMTS) was 247.6 thousand transactions in the amount of 97.9 billion tenge. Compared to August 2023, there is a decrease in the number of transfers by 7.7% and a decrease the volume of transactions by 8.5%.

Kazakhstan's commercial banks and JSC «Kazpost» provide to the customer's remittances services through IMTS such as the Golden Crown, Western Union, Contact, Faster, MoneyGram and others IMTS.

IMTS are used by the Kazakhstan's population as for transfers within the country and for sending /receiving money transfers abroad / from abroad.

The share of remittances carried out through IMTS on the territory of Kazakhstan in September 2023 is 6.9% of the total number of transfers and 4.8% of the total volume of remittances. The share of remittances sent abroad is 93.1% and 95.2%, respectively.

## CROSS-BORDER REMITTANCES

### REMMITANCES SENT ABROAD

In September 2023 abroad were transferred via IMTS 230.5 thousands transactions in the amount of 93.2 billion tenge. Compared to August 2023, the number of money transfers sent decreased by 4.0%, the volume decreased by 5.6%.

In terms of the volume of money sent from Kazakhstan abroad, the leaders are: Uzbekistan – 29.0 billion tenge (share – 31.1%), Russia – 21.9 billion tenge (share of the total amount of 23.5%), Turkey – 20.3 billion tenge (share – 21.7%), Georgia – 8.5 billion tenge (share – 9.1%), and Kyrgyzstan – 3.9 billion tenge (share – 4.2%).

#### *By IMTS*

IMTS	Number of transactions (in thousands)	Share of the total number of transactions, %	Volume (mln. KZT)	Share of volume, %
Golden Crown	201,66	87,5%	75 317,45	80,8%
CONTACT	16,74	7,3%	11 207,63	12,0%
Western Union	6,31	2,7%	4 673,96	5,0%
MONEYGRAM	1,77	0,8%	1 374,69	1,5%
Other money transfer systems	4,08	1,8%	643,83	0,7%
<b>Total</b>	<b>230,55</b>	<b>100,0%</b>	<b>93 217,55</b>	<b>100,0%</b>

#### *By countries*

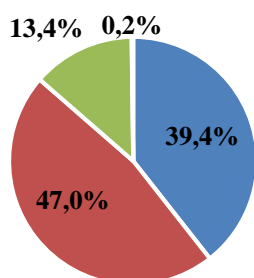
Country	Number of transactions (in thousands)	Share of the total number of transactions, %	Volume (mln. KZT)	Share of volume, %
Uzbekistan	66,59	28,9%	29 022,61	31,1%
Russia	96,67	41,9%	21 874,17	23,5%
Turkey	30,56	13,3%	20 262,82	21,7%
Georgia	4,07	1,8%	8 475,77	9,1%
Kyrgyzstan	9,05	3,9%	3 879,25	4,2%
China	2,36	1,0%	3 021,93	3,2%
Tadjikistan	13,49	5,9%	2 200,93	2,4%
Azerbaijan	1,80	0,8%	1 226,99	1,3%
Armenia	0,63	0,3%	744,80	0,8%

Republic of Korea	0,57	0,2%	532,19	0,6%
Others	4,77	2,1%	1 976,11	2,1%
<b>Total</b>	<b>230,55</b>	<b>100,0%</b>	<b>93 217,55</b>	<b>100,0%</b>

### *By currencies*

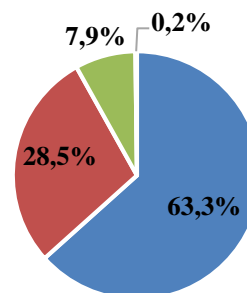
The main share of carried out remittances sent via IMTS was in US dollars (the share of the total number of sent transfers was 39.4%, the share of the total volume of sent transfers was 63.3%) and in Kazakhstan tenge (47.0% and 28.5%, respectively).

**Share from the total number of sent remittances**



■ USD ■ KZT ■ RUB ■ EUR

**Share from the total volume of sent remittances**



■ USD ■ KZT ■ RUB ■ EUR

### **RECEIVED REMITTANCES (FROM ABROAD)**

In September 2023 from abroad to Kazakhstan were transferred via IMTS 80.1 thousands transaction in the amount of 24.4 billion tenge. Compared to August 2023, the number of money transfers received decreased by 1.0%, the volume increased by 10.1%.

In terms of the amount of money received from abroad, the leaders are: Russia – 6.9 billion tenge (share of the total amount – 28.3%), Uzbekistan – 3.0 billion tenge (share – 12.2%), the United States of America – 2.9 billion tenge (share – 11.9%), the Republic of Korea – 2.7 billion tenge (share – 11.1%), as well as Turkey – 1.9 billion tenge (share – 7.7%).

### *By IMTS*

IMTS	Number of transactions (in thousands)	Share of the total number of transactions, %	Volume (mln. KZT)	Share of volume, %
Golden Crown	39,07	48,8%	12 831,68	52,5%
Western Union	21,00	26,2%	6 399,49	26,2%
MONEYGRAM	9,78	12,2%	3 299,94	13,5%
CONTACT	6,37	7,9%	1 523,08	6,2%
Other money transfer systems	3,89	4,9%	368,48	1,5%
<b>Total</b>	<b>80,11</b>	<b>100,0%</b>	<b>24 422,68</b>	<b>100,0%</b>

### *By countries*

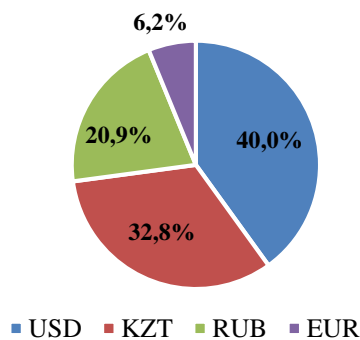
Country	Number of transactions (in thousands)	Share of the total number of transactions, %	Volume (mln. KZT)	Share of volume, %
---------	---------------------------------------	--	-------------------	--------------------

Russia	35,16	43,9%	6 913,77	28,3%
Uzbekistan	4,65	5,8%	2 979,24	12,2%
United States of America	8,45	10,5%	2 903,31	11,9%
Republic of Korea	4,88	6,1%	2 701,35	11,1%
Turkey	5,09	6,3%	1 869,13	7,7%
Germany	7,87	9,8%	1 471,85	6,0%
Kyrgyzstan	2,22	2,8%	1 355,59	5,6%
Georgia	0,67	0,8%	423,75	1,7%
Iraq	0,60	0,8%	396,34	1,6%
Azerbaijan	0,57	0,7%	389,17	1,6%
Others	9,95	12,4%	3 019,17	12,4%
<b>Total</b>	<b>80,11</b>	<b>100,0%</b>	<b>24 422,68</b>	<b>100,0%</b>

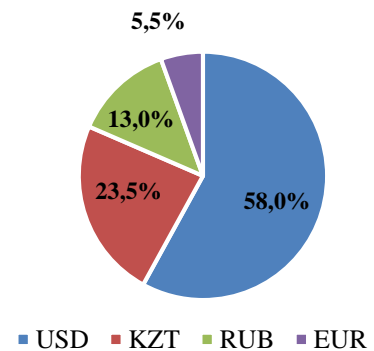
### ***By currencies***

Main share of received remittances carried out through IMTS were transferred in US dollars (40.0% of total number of remittances and 58.0% of the total volume) and Kazakhstan tenge (32.8% and 23.5%, respectively).

**Share from the total number of received remittances**



**Share from the total volume of received remittances**

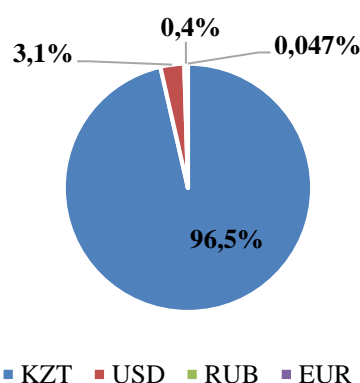


### **REMITTANCES WITHIN KAZAKHSTAN**

Within Kazakhstan during September 2023 were transferred via IMTS 17.1 thousands transactions in the amount of 4.7 billion tenge. Compared to August 2023, the number of money transfers decreased by 39.3%, the volume of transactions decreased by 43.3%.

### ***By currencies***

**Share from the total number of sent remittances**



**Share from the total volume of sent remittances**

