

In July 2023 the volume of remittances transferred via international money transfer systems (hereinafter - IMTS) was 268.4 thousand transactions in the amount of 95.1 billion tenge. Compared to June 2023, there is an increase in the number of transfers by 6.8% and the volume of transactions by 2.6%.

Kazakhstan's commercial banks and JSC «Kazpost» provide to the customer's remittances services through IMTS such as the Golden Crown, Western Union, Unistream, Contact, Faster, MoneyGram and others IMTS.

IMTS are used by the Kazakhstan's population as for transfers within the country and for sending /receiving money transfers abroad / from abroad.

The share of remittances carried out through IMTS on the territory of Kazakhstan in July 2023 is 17.4% of the total number of transfers and 6.8% of the total volume of remittances. The share of remittances sent abroad is 82.6% and 93.2%, respectively.

CROSS-BORDER REMITTANCES

REMMITANCES SENT ABROAD

In July 2023 abroad were transferred via IMTS 221.6 thousands transactions in the amount of 88.6 billion tenge. Compared to June 2023, the number of money transfers sent decreased by 5.4%, the volume increased by 1.3%.

In terms of the volume of money sent from Kazakhstan abroad, the leaders are: Uzbekistan – 32.3 billion tenge (share – 36.5%), Russia – 19.9 billion tenge (share of the total amount of 22.5%), Turkey – 16.2 billion tenge (share – 18.3%), Georgia – 7.3 billion tenge (share – 8.3%), and China – 3.1 billion tenge (share – 3.5%).

By IMTS

IMTS	Number of transactions (in thousands)	Share of the total number of transactions, %	Volume (mln. KZT)	Share of volume, %
Golden Crown	191,6	86,4%	71 407,8	80,6%
CONTACT	15,3	6,9%	9 947,9	11,2%
Western Union	6,5	2,9%	4 567,4	5,2%
MONEYGRAM	1,9	0,8%	1 467,5	1,7%
UNISTREAM	3,8	1,7%	924,2	1,0%
Other money transfer systems	2,6	1,2%	276,0	0,3%
Total	221,6	100,0%	88 590,8	100,0%

By countries

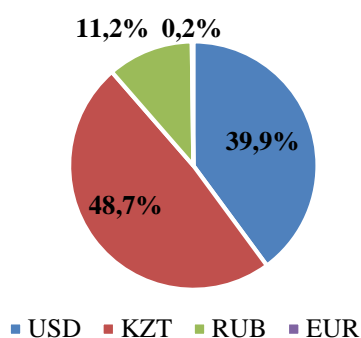
Country	Number of transactions (in thousands)	Share of the total number of transactions, %	Volume (mln. KZT)	Share of volume, %
Uzbekistan	76,4	34,5%	32 309,7	36,5%
Russia	83,8	37,8%	19 905,9	22,5%
Turkey	24,9	11,2%	16 212,5	18,3%
Georgia	4,2	1,9%	7 348,8	8,3%
China	2,4	1,1%	3 111,8	3,5%
Kyrgyzstan	8,2	3,7%	2 818,9	3,2%
Tadjikistan	13,6	6,2%	2 135,6	2,4%
Azerbaijan	1,9	0,8%	1 324,9	1,5%

Armenia	0,8	0,4%	897,4	1,0%
Ukraine	1,4	0,6%	546,9	0,6%
Others	4,0	1,8%	1 978,4	2,2%
Total	221,6	100,0%	88 590,8	100,0%

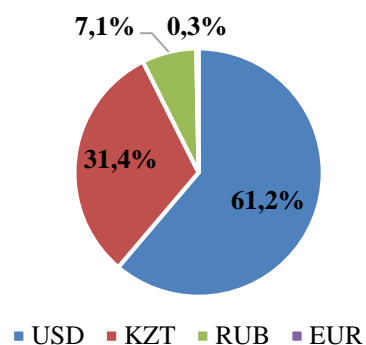
By currencies

The main share of carried out remittances sent via IMTS was in US dollars (the share of the total number of sent transfers was 39.9%, the share of the total volume of sent transfers was 61.2%) and in Kazakhstan tenge (48.7% and 31.4%, respectively).

Share from the total number of sent remittances



Share from the total volume of sent remittances



RECEIVED REMITTANCES (FROM ABROAD)

In July 2023 from abroad to Kazakhstan were transferred via IMTS 87.1 thousands transaction in the amount of 24.1 billion tenge. Compared to June 2023, the number and volume of money transfers received decreased by 7.8% and 9.5%, respectively.

In terms of the amount of money received from abroad, the leaders are: Russia – 7.9 billion tenge (share of the total amount – 32.7%), the Republic of Korea – 3.1 billion tenge (share – 12.7%), the United States of America – 2.9 billion tenge (share – 12.2%), Uzbekistan – 2.5 billion tenge (share – 10.5%), as well as Germany 1.5 billion tenge (share – 6.1%).

By IMTS

IMTS	Number of transactions (in thousands)	Share of the total number of transactions, %	Volume (mln. KZT)	Share of volume, %
Golden Crown	37,0	42,4%	11 659,9	48,4%
Western Union	21,2	24,3%	5 939,6	24,6%
MONEYGRAM	10,4	11,9%	3 431,9	14,2%
UNISTREAM	11,9	13,6%	2 080,6	8,6%
CONTACT	3,6	4,2%	797,6	3,3%
Other money transfer systems	3,2	3,6%	191,3	0,8%
Total	87,1	100,0%	24 100,9	100,0%

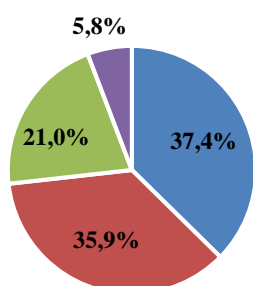
By countries

Country	Number of transactions (in thousands)	Share of the total number of transactions, %	Volume (mln. KZT)	Share of volume, %
Russia	41,9	48,1%	7 870,7	32,7%
Republic of Korea	5,2	6,0%	3 072,6	12,7%
United States of America	8,7	10,0%	2 930,3	12,2%
Uzbekistan	4,4	5,0%	2 530,7	10,5%
Germany	8,0	9,2%	1 468,0	6,1%
Turkey	4,9	5,7%	1 429,8	5,9%
Kyrgyzstan	2,1	2,4%	1 101,4	4,6%
Georgia	0,6	0,7%	331,8	1,4%
France	0,8	0,9%	274,9	1,1%
Israel	1,0	1,1%	263,2	1,1%
Others	9,5	11,0%	2 827,5	11,7%
Total	87,1	100,0%	24 100,9	100,0%

By currencies

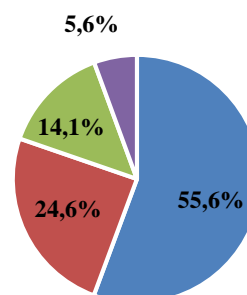
Main share of received remittances carried out through IMTS were transferred in US dollars (37.4% of total number of remittances and 55.6% of the total volume) and Kazakhstan tenge (35.9% and 24.6%, respectively).

Share from the total number of received remittances



■ USD ■ KZT ■ RUB ■ EUR

Share from the total volume of received remittances



■ USD ■ KZT ■ RUB ■ EUR

REMITTANCES WITHIN KAZAKHSTAN

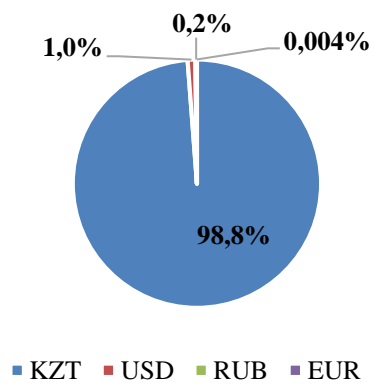
Within Kazakhstan during July 2023 were transferred via IMTS 46.8 thousands transactions in the amount of 6.5 billion tenge. Compared to June 2023, the number of money transfers increased 2.7 times, and the volume of transactions increased by 25%.

By IMTS

IMTS	Number of transactions (in thousands)	Share of the total number of transactions, %	Volume (mln. KZT)	Share of volume, %
Golden Crown	0,8	1,8%	788,3	12,1%
Western Union	0,01	0,03%	14,9	0,2%
CONTACT	0,01	0,02%	13,9	0,2%
UNISTREAM	0,03	0,1%	4,0	0,1%
Other money transfer systems	45,9	98,1%	5 673,9	87,4%
Total	46,8	100,0%	6 495,0	100,0%

By currencies

Share from the total number of sent remittances



Share from the total volume of sent remittances

