











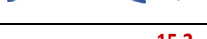

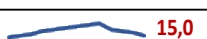
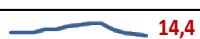









Inflation trends in the regions

June 2023

Annual inflation in June 2023 amounted to 14.6% (in May - 15.9%). The price growth of food products slowed down to 14.6% (in May - 16.5%), for non-food products - to 15.8% (in May - 17.2%), for paid services - to 13.3% (in May - 13.5%).

By regions annual inflation slowed down in 20 regions. Annual inflation was higher than the national level in 10 regions. The highest annual inflation rates were recorded in North Kazakhstan and Ulytau regions (15.9% each), as well as Akmola region and Astana city (15.8% each).

Figure 1. Annual inflation in the regions (June 2022 – June 2023), %

North Kazakhstan	14,2  15,9	West Kazakhstan	14,4  14,6
Ulytau	15,3  15,9	Republic of Kazakhstan	14,5  14,6
Akmola	15,3  15,8	Zhambyl	13,7  14,5
Astana city	14,6  15,8	Kyzylorda	14,1  14,5
Mangystau	17,0  15,6	Aktobe	14,5  14,4
East Kazakhstan	14,3  15,3	Almaty city	14,2  14,4
Pavlodar	13,8  15,0	Turkistan	15,7  14,4
Abai	14,3  14,7	Shymkent city	13,9  14,1
Zhetysu	15,0  14,7	Karagandy	15,5  14,0
Kostanay	14,2  14,7	Atyrau	14,1  13,7
		Almaty	14,3  13,0

Source: BNS of ASPR RK

Food prices rose in Kazakhstan higher than the national level (14.6% YoY) in Mangystau (17.2%), Ulytau (16.4%) regions, Astana city (16.2%), Kyzylorda and Abai (16.0% each), Akmola (15.9%), North-Kazakhstan (15.7%), Pavlodar (15.6%), Kostanay and East-Kazakhstan (15.3% each), Zhambyl (15.2%), as well as Karaganda (14.8%) regions.

The increase in prices of **non-food** products is higher than in the country (15.8% YoY) in Astana city (21.5%), East Kazakhstan (18.0%), North Kazakhstan regions and Almaty city (16.8% each), Turkistan region (16.6%), Shymkent city and Abai (16.3% each) as well as Zhambyl (16.0%) regions.

Prices for **paid services** slowed down to 13.3% YoY, while the values above the national level were in Ulytau (17.3%), Akmola (16.9%), Mangystau (16.3%), North Kazakhstan (15.2%), Aktobe regions, as well as in Almaty city (15.1%), Zhetysu (15.0%), Turkistan (14.6%), Pavlodar (14.5%) and West Kazakhstan (14.2%) regions.

Table 1. The main components of the CPI by regions, in %, YoY

Region	Food inflation	Non food inflation	Paid services inflation
Republic of Kazakhstan	14,6	15,8	13,3
Akmola	15,9	15,0	16,9
Aktobe	13,5	15,1	15,1
Almaty	13,9	12,4	11,8
Atyrau	13,2	14,7	13,0
West Kazakhstan	14,6	14,8	14,2
Zhambyl	15,2	16,0	11,0
Karagandy	14,8	13,9	12,9
Kostanay	15,3	15,8	12,8
Kyzylorda	16,0	14,4	12,3
Mangystau	17,2	12,7	16,3
Pavlodar	15,6	14,5	14,5
North Kazakhstan	15,7	16,8	15,2
Turkistan	13,4	16,6	14,6
East Kazakhstan	15,3	18,0	12,1
Astana city	16,2	21,5	11,1
Almaty city	12,7	16,8	15,1
Shymkent city	14,0	16,3	11,8
Abai	16,0	16,3	10,7
Zhetysu	14,3	14,6	15,0
Ulytau	16,4	14,2	17,3

Source: BNS of ASPR RK, NBRK's calculations

In June 2023 **monthly inflation** in the country amounted to **0.5%**, which coincides with the historical averageⁱ (0.5% in June 2017-2021). In Mangystau, North-Kazakhstan, East-Kazakhstan regions, Astana and Almaty cities, Pavlodar and Abai regions, the price increase in June 2023 was fixed above the historical average. In Akmola, Kyzylorda and Kostanay regions the growth price has kept the value of the historical average. The highest monthly inflation rate was observed in Mangystau and North Kazakhstan regions (0.9% each).

Table 2. Monthly inflation in June 2023 compared to monthly mean for period from 2017-2021, in %

Region	June mean for the last 5 years	June 2023
Republic of Kazakhstan	0,5	0,5
Mangystau	0,7	0,9
North Kazakhstan	0,6	0,9
Ulytau	-	0,8
East Kazakhstan	0,6	0,7
Astana city	0,5	0,7
Akmola	0,6	0,6
Kyzylorda	0,6	0,6
Almaty city	0,5	0,6
Zhetysu	-	0,6
Atyrau	0,6	0,5

Region	June mean for the last 5 years	June 2023
Kostanay	0,5	0,5
West Kazakhstan	0,5	0,4
Pavlodar	0,2	0,4
Abai	-	0,4
Zhambyl	0,4	0,3
Karagandy	0,5	0,3
Turkistan	0,4	0,3
Almaty	0,5	0,2
Aktobe	0,4	0,1
Shymkent city ⁱⁱ	0,4	0,0

Source: BNS of ASPR RK, NBRK's calculations

ⁱ When calculating average historical values, the data of 2022 are not taken into account, since this is a serious outlier. In June inflation is seasonally at a relatively low level. At the same time, in June 2021 there was a sharp record increase in the price of vegetables, in particular, potatoes, carrots and beets, not only in Kazakhstan, but also in neighboring countries, that is, there were shocks related to the supply in these markets. If data for June 2021 are excluded from the analysis, the average historical rate from 2017 to 2020 drops to 0.3%. Due to this, monthly inflation is even higher than the historical average.

ⁱⁱ In Shymkent city 4 years' mean (2018-2021)