

In March 2023 the volume of remittances transferred via international money transfer systems (hereinafter - IMTS) was 237.1 thousand transactions in the amount of 79.8 billion tenge. Compared to February 2023, there is an increase in the number of transfers by 29.2% and the volume of transactions by 24.8%.

Kazakhstan's commercial banks and JSC «Kazpost» provide to the customer's remittances services through IMTS such as the Golden Crown, Western Union, Unistream, Contact, Faster, MoneyGram and others IMTS.

IMTS are used by the Kazakhstan's population as for transfers within the country and for sending /receiving money transfers abroad / from abroad.

The share of remittances carried out through IMTS on the territory of Kazakhstan in March 2023 is 7.6% of the total number of transfers and 7.1% of the total volume of remittances. The share of remittances sent abroad is 92.4% and 92.9%, respectively.

## **CROSS-BORDER REMITTANCES**

### **REMMITTANCES SENT ABROAD**

In March 2023 abroad were transferred via IMTS 219.1 thousands transactions in the amount of 74.2 billion tenge. Compared to February 2023, the number and volume of money transfers sent increased by 19.6% and 21.1%, respectively. Compared to February 2023, the number and volume of money transfers sent increased by 29.4% and 24.5%, respectively.

In terms of the volume of money sent from Kazakhstan abroad, the leaders are: Turkey – 21 billion tenge (share – 28.3%), Russia – 20 billion tenge (share of the total amount of 27%), Uzbekistan – 13.9 billion tenge (share – 18.8%), Georgia – 7.9 billion tenge (share – 10.7%), and Kyrgyzstan - 2.4 billion tenge (share – 3.3%).

#### ***By IMTS***

<b>IMTS</b>	<b>Number of transactions (in thousands)</b>	<b>Share of the total number of transactions, %</b>	<b>Volume (mln. KZT)</b>	<b>Share of volume, %</b>
Golden Crown	188,6	86,0%	58 574,6	79,0%
CONTACT	13,1	6,0%	7 818,3	10,5%
Western Union	7,4	3,4%	5 018,7	6,8%
MONEYGRAM	1,9	0,9%	1 368,9	1,8%
UNISTREAM	5,0	2,3%	1 026,6	1,4%
Other money transfer systems	3,2	1,5%	354,9	0,5%
<b>Total</b>	<b>219,1</b>	<b>100,0%</b>	<b>74 162,0</b>	<b>100,0%</b>

#### ***By countries***

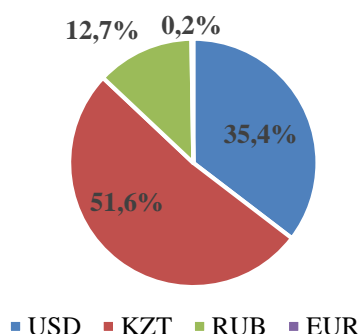
<b>Country</b>	<b>Number of transactions (in thousands)</b>	<b>Share of the total number of transactions, %</b>	<b>Volume (mln. KZT)</b>	<b>Share of volume, %</b>
Turkey	33,5	15,3%	21 020,7	28,3%
Russia	96,7	44,1%	20 004,1	27,0%
Uzbekistan	51,5	23,5%	13 940,1	18,8%
Georgia	4,0	1,8%	7 905,8	10,7%
Kyrgyzstan	9,7	4,4%	2 433,4	3,3%
China	1,8	0,8%	2 302,2	3,1%
Tadjikistan	12,7	5,8%	1 486,8	2,0%

Azerbaijan	1,9	0,9%	1 021,1	1,4%
Republic of Korea	0,8	0,4%	880,9	1,2%
Ukraine	1,8	0,8%	744,3	1,0%
Others	4,7	2,2%	2 422,5	3,3%
<b>Total</b>	<b>219,1</b>	<b>100,0%</b>	<b>74 162,0</b>	<b>100,0%</b>

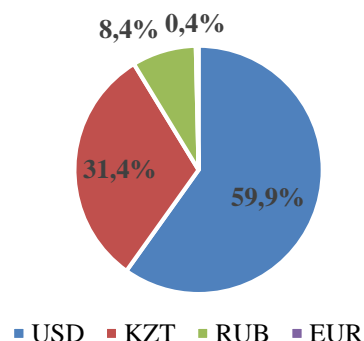
### ***By currencies***

The main share of carried out remittances sent via IMTS was in US dollars (the share of the total number of sent transfers was 35.4%, the share of the total volume of sent transfers was 59.9%) and in Kazakhstan tenge (51.6% and 31.4%, respectively).

**Share from the total number of sent remittances**



**Share from the total volume of sent remittances**



## **RECEIVED REMITTANCES (FROM ABROAD)**

In March 2023 from abroad to Kazakhstan were transferred via IMTS 114.0 thousands transaction in the amount of 29.9 billion tenge. Compared to February 2023, the number and volume of money transfers received increased by 24.4% and 15.6%, respectively.

In terms of the amount of money received from abroad, the leaders are: Russia – 12.2 billion tenge (share of the total amount - 41%), Uzbekistan - 3.1 billion tenge (share – 10.4%), the Republic of Korea – 3 billion tenge (share – 9.9%), the United States of America – 2.9 billion tenge (share – 9.7%), as well as Turkey 1.8 billion tenge (share – 6%).

### ***By IMTS***

IMTS	Number of transactions (in thousands)	Share of the total number of transactions, %	Volume (mln. KZT)	Share of volume, %
Golden Crown	51,8	45,4%	15 102,7	50,6%
CONTACT	4,6	4,1%	1 191,8	4,0%
Western Union	23,8	20,9%	6 133,8	20,5%
MONEYGRAM	11,7	10,2%	3 484,2	11,7%
UNISTREAM	17,8	15,6%	3 688,1	12,4%
Other money transfer systems	4,4	3,8%	252,8	0,8%
<b>Total</b>	<b>114,0</b>	<b>100,0%</b>	<b>29 853,5</b>	<b>100,0%</b>

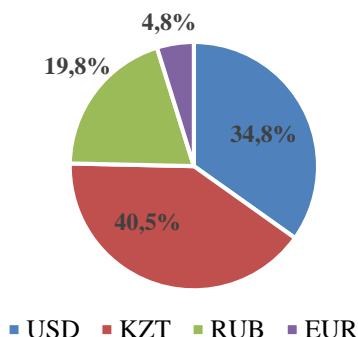
### ***By countries***

Country	Number of transactions (in thousands)	Share of the total number of transactions, %	Volume (mln. KZT)	Share of volume, %
Russia	61,6	54,0%	12 230,8	41,0%
Uzbekistan	6,0	5,3%	3 118,7	10,4%
Republic of Korea	5,6	4,9%	2 969,7	9,9%
United States of America	10,0	8,8%	2 909,0	9,7%
Turkey	4,9	4,3%	1 786,5	6,0%
Germany	9,1	8,0%	1 522,3	5,1%
Kyrgyzstan	2,8	2,4%	1 434,8	4,8%
Georgia	0,7	0,7%	368,3	1,2%
Israel	1,1	0,9%	288,3	1,0%
United Arab Emirates	0,9	0,8%	269,5	0,9%
Others	11,2	9,8%	2 955,6	9,9%
<b>Total</b>	<b>114,0</b>	<b>100,0%</b>	<b>29 853,5</b>	<b>100,0%</b>

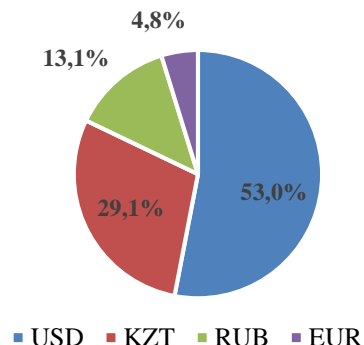
### ***By currencies***

Main share of received remittances carried out through IMTS were transferred in US dollars (34.8% of total number of remittances and 53.0% of the total volume) and and Kazakhstan tenge (40.5% and 29.1%, respectively).

Share from the total number of received remittances



Share from the total volume of received remittances



### **REMITTANCES WITHIN KAZAKHSTAN**

Within Kazakhstan during March 2023 were transferred via IMTS 18.8 thousands transactions in the amount of 5.6 billion tenge. Compared to February 2023, the number of money transfers increased by 27.3%, and the volume of transactions increased by 27.8%.

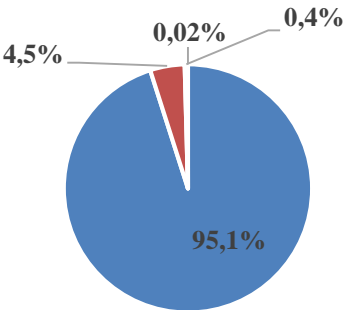
### ***By IMTS***

IMTS	Number of transactions (in thousands)	Share of the total number of transactions, %	Volume (mln. KZT)	Share of volume, %
Golden Crown	1,2	6,7%	1 327,5	23,6%
CONTACT	0,0	0,0%	2,4	0,0%
Western Union	0,0	0,1%	29,5	0,5%
UNISTREAM	0,1	0,3%	4,6	0,1%
Other money transfer systems	16,7	92,9%	4 270,9	75,8%

<b>Total</b>	<b>18,0</b>	<b>100,0%</b>	<b>5 634,9</b>	<b>100,0%</b>
--------------	-------------	---------------	----------------	---------------

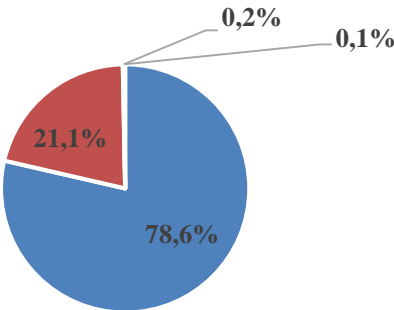
***By currencies***

**Share from the total number  
of sent remittances**



■ KZT ■ USD ■ RUB ■ EUR

**Share from the total volume  
of sent remittances**



■ KZT ■ USD ■ RUB ■ EUR