

In January 2022 the volume of remittances transferred via international money transfer systems (hereinafter - IMTS) was 140,7 thousand transactions in the amount of 50 831,4 mln. KZT.

Kazakhstan's commercial banks and JSC «Kazpost» provide to the customers remittances services through IMTS such as the Golden Crown, Western Union, Unistream, Contact, Faster, MoneyGram and others IMTS.

IMTS are used by the Kazakhstan's population as for transfers within the country and for sending /receiving money transfers abroad / from abroad.

The share of remittances carried out through IMTS on the territory of Kazakhstan in January 2022 is 28,6% of the total number of transfers and 10,3% of the total volume of remittances. The share of remittances sent abroad is 71,4% and 89,7% respectively.

CROSS-BORDER REMITTANCES

REMMITANCES SENT ABROAD

In January 2022 abroad were transferred via IMTS 100,5 thousands transactions in the amount of 45 608,9 mln. KZT.

By IMTS

IMTS	Number of transactions (in thousands)	Share of the total number of transactions, %	Volume (mln. KZT)	Share of volume, %
Golden Crown	81,4	81,0%	32 494,9	71,2%
CONTACT	9,4	9,4%	9 233,0	20,2%
Western Union	4,4	4,4%	2 696,4	5,9%
MONEYGRAM	0,7	0,7%	517,1	1,1%
UNISTREAM	1,9	1,9%	420,2	0,9%
Other money transfer systems	2,7	2,7%	247,2	0,5%
Total	100,5	100,0%	45 608,9	100,0%

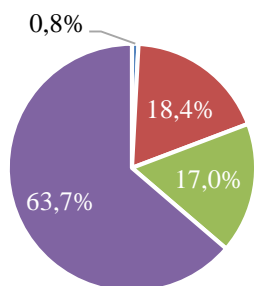
By countries

Country	Number of transactions (in thousands)	Share of the total number of transactions, %	Volume (mln. KZT)	Share of volume, %
Turkey	12,8	12,7%	10 367,2	22,7%
Uzbekistan	35,8	35,6%	9 346,2	20,5%
Kyrgyzstan	11,5	11,5%	8 310,1	18,2%
Russia	25,2	25,1%	7 217,8	15,8%
Georgia	1,7	1,7%	3 524,9	7,7%
China	1,1	1,1%	1 664,4	3,6%
Armenia	0,7	0,7%	1 291,4	2,8%
Azerbaijan	1,4	1,4%	1 019,9	2,2%
Tajikistan	6,4	6,4%	1 010,7	2,2%
Korea	0,4	0,4%	422,4	0,9%
Others	3,4	3,4%	1 434,1	3,1%
Total	100,5	100,0%	45 608,9	100,0%

By currencies

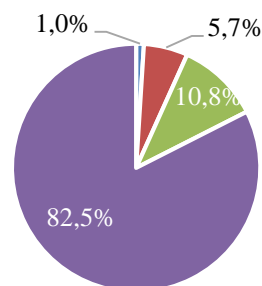
The main share of carried out remittances sent via IMTS was in US dollars (the share of the total number of sent transfers was 63,7%, the share of the total volume of sent transfers was 82,5%).

Share from the total number of sent remittances



■ EUR ■ KZT ■ RUB ■ USD

Share from the total volume of sent remittances



■ EUR ■ KZT ■ RUB ■ USD

RECEIVED REMITTANCES (FROM ABROAD)

In January 2022 from abroad to Kazakhstan were transferred via IMTS 53,8 thousands transaction in the amount of 13 594,7 mln. KZT.

By IMTS

IMTS	Number of transactions (in thousands)	Share of the total number of transactions, %	Volume (mln. KZT)	Share of volume, %
Golden Crown	21,4	39,8%	7 082,0	52,1%
Western Union	19,8	36,8%	3 737,4	27,5%
MONEYGRAM	7,1	13,2%	1 910,6	14,1%
CONTACT	2,2	4,1%	583,0	4,3%
UNISTREAM	0,8	1,5%	166,8	1,2%
Other money transfer systems	2,5	4,7%	115,0	0,8%
Total	53,8	100,0%	13 594,7	100,0%

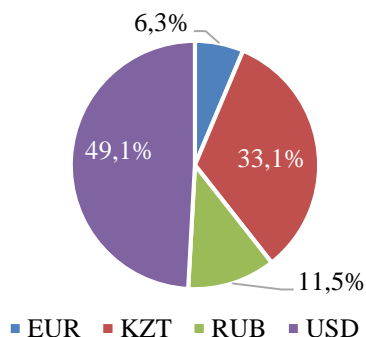
By countries

Country	Number of transactions (in thousands)	Share of the total number of transactions, %	Volume (mln. KZT)	Share of volume, %
Uzbekistan	4,6	8,5%	2 510,8	18,5%
Korea	3,7	6,9%	2 094,4	15,4%
United States of America	7,2	13,4%	1 926,8	14,2%
Russia	15,2	28,2%	1 623,5	11,9%
Kyrgyzstan	2,3	4,2%	1 413,5	10,4%
Germany	8,1	15,1%	955,0	7,0%
Turkey	3,1	5,7%	723,7	5,3%
Georgia	0,4	0,7%	229,8	1,7%
Israel	0,7	1,4%	203,3	1,5%
France	0,6	1,2%	182,2	1,3%
Other	8,0	14,8%	1 731,7	12,7%
Total	53,8	100,0%	13 594,7	100,0%

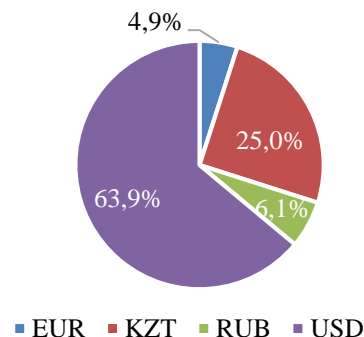
By currencies

Main share of received remittances carried out through IMTS were transferred in US dollars (49,1 % of total number of remittances and 63,9% of the total volume) and in Russian rubles (33,1% and 25,0% respectively).

Share from the total number of received remittances



Share from the total volume of received remittances



REMITTANCES WITHIN KAZAKHSTAN

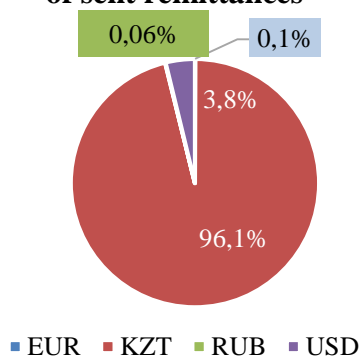
Within Kazakhstan during January 2022 were transferred via IMTS 40,3 thousands transactions in the amount of 5 222,5 mln. KZT.

By IMTS

IMTS	Number of transactions (in thousands)	Share of the total number of transactions, %	Volume (mln. KZT)	Share of volume, %
Golden Crown	0,8	2,0%	979,0	18,7%
Western Union	1,1	2,6%	88,7	1,7%
CONTACT	0,1	0,3%	15,1	0,3%
UNISTREAM	0,0	0,0%	4,5	0,1%
Other money transfer systems	38,3	95,1%	4 135,2	79,2%
Total	40,3	100,0%	5 222,5	100,0%

By currencies

Share from the total number of sent remittances



Share from the total volume of sent remittances

