

In October 2021 the volume of remittances transferred via international money transfer systems (hereinafter - IMTS) was 290,1 thousand transactions in the amount of 99 382,4 mln. KZT.

Kazakhstan's commercial banks and JSC «Kazpost» provide to the customers remittances services through IMTS such as the Golden Crown, Western Union, Unistream, Contact, Faster, MoneyGram and others IMTS.

IMTS are used by the Kazakhstan's population as for transfers within the country and for sending /receiving money transfers abroad / from abroad.

The share of remittances carried out through IMTS on the territory of Kazakhstan in October 2021 is 21,9% of the total number of transfers and 6,8% of the total volume of remittances. The share of remittances sent abroad is 78,1% and 92,2% respectively.

CROSS-BORDER REMITTANCES

REMMITANCES SENT ABROAD

In October 2021 abroad were transferred via IMTS 226,7 thousands transactions in the amount of 92 630,3 mln. KZT.

By IMTS

IMTS	Number of transactions (in thousands)	Share of the total number of transactions, %	Volume (mln. KZT)	Share of volume, %
Golden Crown	190,5	84,0%	71 498,6	77,2%
CONTACT	17,9	7,9%	12 749,2	13,8%
Western Union	9,5	4,2%	5 801,7	6,3%
MONEYGRAM	1,5	0,6%	1 218,3	1,3%
UNISTREAM	4,0	1,8%	1 057,9	1,1%
Other money transfer systems	3,4	1,5%	304,5	0,3%
Total	226,7	100,0%	92 630,3	100,0%

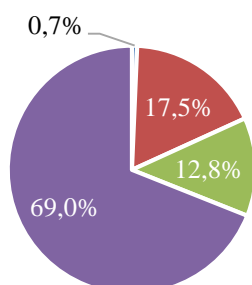
By countries

Country	Number of transactions (in thousands)	Share of the total number of transactions, %	Volume (mln. KZT)	Share of volume, %
Uzbekistan	100,1	44,1%	30 501,3	32,9%
Turkey	29,7	13,1%	20 780,9	22,4%
Russia	40,1	17,7%	13 037,7	14,1%
Kyrgyzstan	24,7	10,9%	11 021,3	11,9%
Georgia	2,3	1,0%	3 808,7	4,1%
China	2,8	1,2%	3 673,6	4,0%
Armenia	1,6	0,7%	2 944,6	3,2%
Tajikistan	16,0	7,1%	2 178,1	2,4%
Azerbaijan	2,7	1,2%	1 494,2	1,6%
Ukraine	1,8	0,8%	779,2	0,8%
Others	4,9	2,1%	2 410,8	2,6%
Total	226,7	100,0%	92 630,3	100,0%

By currencies

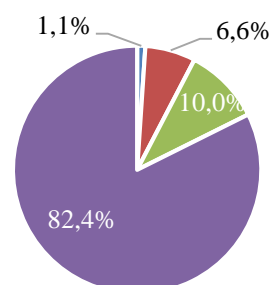
The main share of carried out remittances sent via IMTS was in US dollars (the share of the total number of sent transfers was 69,0%, the share of the total volume of sent transfers was 82,4%) and in Russian rubles (the share of the total number of sent transfers was 17,5%, the share of the total volume of sent transfers was 6,6%).

Share from the total number of sent remittances



■ EUR ■ KZT ■ RUB ■ USD

Share from the total volume of sent remittances



■ EUR ■ KZT ■ RUB ■ USD

RECEIVED REMITTANCES (FROM ABROAD)

In October 2021 from abroad to Kazakhstan were transferred via IMTS 81,2 thousands transaction in the amount of 23 277,3 mln. KZT.

By IMTS

IMTS	Number of transactions (in thousands)	Share of the total number of transactions, %	Volume (mln. KZT)	Share of volume, %
Golden Crown	34,4	42,4%	12 877,2	55,3%
Western Union	28,1	34,6%	5 764,2	24,8%
MONEYGRAM	10,1	12,5%	3 041,0	13,1%
CONTACT	3,1	3,9%	987,8	4,2%
UNISTREAM	1,4	1,7%	407,9	1,8%
Other money transfer systems	4,0	5,0%	199,2	0,9%
Total	81,2	100,0%	23 277,3	100,0%

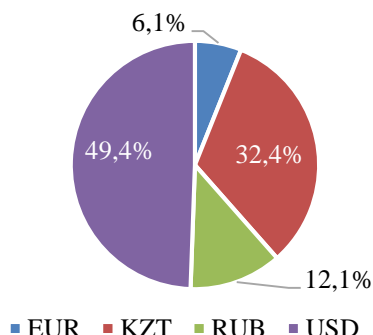
By countries

Country	Number of transactions (in thousands)	Share of the total number of transactions, %	Volume (mln. KZT)	Share of volume, %
Uzbekistan	8,1	10,0%	5 060,3	21,7%
Russia	24,4	30,1%	3 211,7	13,8%
United States of America	10,2	12,5%	2 994,8	12,9%
Kyrgyzstan	4,3	5,3%	2 993,8	12,9%
Korea	5,3	6,5%	2 868,1	12,3%
Germany	10,5	12,9%	1 475,2	6,3%
Turkey	4,6	5,7%	1 164,0	5,0%
Georgia	0,5	0,6%	323,3	1,4%
Ukraine	0,9	1,1%	290,9	1,2%
United Arab Emirates	0,9	1,1%	278,3	1,2%
Other	11,5	14,1%	2 616,8	11,2%
Total	81,2	100%	23 277,3	100,0%

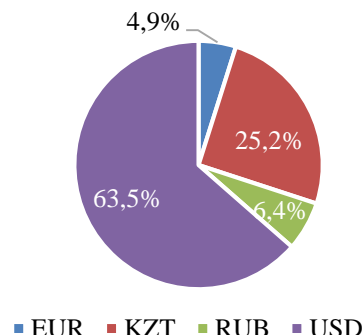
By currencies

Main share of received remittances carried out through IMTS were transferred in US dollars (49,4 % of total number of remittances and 63,5% of the total volume) and in Russian rubles (32,4% and 25,2% respectively).

Share from the total number of received remittances



Share from the total volume of received remittances



REMITTANCES WITHIN KAZAKHSTAN

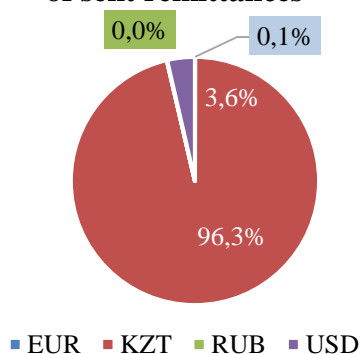
Within Kazakhstan during October 2021 were transferred via IMTS 63,4 thousands transactions in the amount of 6 752,2 mln. KZT.

By IMTS

IMTS	Number of transactions (in thousands)	Share of the total number of transactions, %	Volume (mln. KZT)	Share of volume, %
Golden Crown	1,3	2,0%	1 321,2	19,6%
Western Union	1,6	2,5%	171,6	2,5%
UNISTREAM	0,3	0,4%	37,1	0,5%
CONTACT	0,0	0,0%	15,8	0,2%
Other money transfer systems	60,2	95,0%	5 206,5	77,1%
Total	63,4	100,0%	6 752,2	100,0%

By currencies

Share from the total number of sent remittances



Share from the total volume of sent remittances

