

In August 2021 the volume of remittances transferred via international money transfer systems (hereinafter - IMTS) was 270,5 thousand transactions in the amount of 105 391,9 mln. KZT.

Kazakhstan's commercial banks and JSC «Kazpost» provide to the customers remittances services through IMTS such as the Golden Crown, Western Union, Unistream, Contact, Faster, MoneyGram and others IMTS.

IMTS are used by the Kazakhstan's population as for transfers within the country and for sending /receiving money transfers abroad / from abroad.

The share of remittances carried out through IMTS on the territory of Kazakhstan in August 2021 is 5,3% of the total number of transfers and 4,8% of the total volume of remittances. The share of remittances sent abroad is 94,7% and 95,2% respectively.

CROSS-BORDER REMITTANCES

REMMITANCES SENT ABROAD

In August 2021 abroad were transferred via IMTS 256,0 thousands transactions in the amount of 100 330,5 mln. KZT.

By IMTS

IMTS	Number of transactions (in thousands)	Share of the total number of transactions, %	Volume (mln. KZT)	Share of volume, %
Golden Crown	217,7	85,0%	79 763,9	79,5%
CONTACT	19,2	7,5%	12 150,3	12,1%
MONEYGRAM	1,4	0,6%	1 269,6	1,3%
Western Union	8,9	3,5%	5 027,2	5,0%
UNISTREAM	5,2	2,0%	1 795,3	1,8%
Other money transfer systems	3,6	1,4%	324,3	0,3%
Total	256,0	100,0%	100 330,5	100,0%

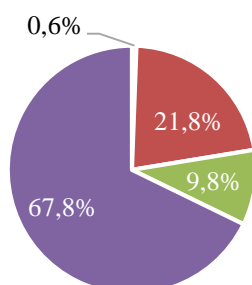
By countries

Country	Number of transactions (in thousands)	Share of the total number of transactions, %	Volume (mln. KZT)	Share of volume, %
Uzbekistan	128,8	50,3%	39 722,1	39,6%
Turkey	25,6	10,0%	18 400,8	18,3%
Russia	41,4	16,2%	13 853,7	13,8%
Kyrgyzstan	27,2	10,6%	11 945,0	11,9%
Armenia	2,0	0,8%	3 801,6	3,8%
China	2,9	1,1%	3 553,0	3,5%
Georgia	2,0	0,8%	2 701,9	2,7%
Tajikistan	17,0	6,7%	2 212,9	2,2%
Azerbaijan	2,7	1,1%	1 199,0	1,2%
Ukraine	1,7	0,7%	670,0	0,7%
Others	4,7	1,8%	2 270,4	2,3%
Total	256,0	100,0%	100 330,5	100,0%

By currencies

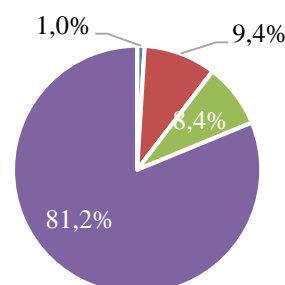
The main share of carried out remittances sent via IMTS was in US dollars (the share of the total number of sent transfers was 67,8%, the share of the total volume of sent transfers was 81,2%) and in Russian rubles (the share of the total number of sent transfers was 21,8%, the share of the total volume of sent transfers was 9,4%).

Share from the total number of sent remittances



■ EUR ■ KZT ■ RUB ■ USD

Share from the total volume of sent remittances



■ EUR ■ KZT ■ RUB ■ USD

RECEIVED REMITTANCES (FROM ABROAD)

In August 2021 from abroad to Kazakhstan were transferred via IMTS 98,3 thousands transaction in the amount of 24 314,5 mln. KZT.

By IMTS

IMTS	Number of transactions (in thousands)	Share of the total number of transactions, %	Volume (mln. KZT)	Share of volume, %
Golden Crown	47,3	48,2%	13 286,6	54,6%
CONTACT	3,4	3,5%	859,2	3,5%
MONEYGRAM	10,5	10,7%	3 234,5	13,3%
Western Union	31,1	31,6%	6 317,8	26,0%
UNISTREAM	1,5	1,5%	388,5	1,6%
Other money transfer systems	4,4	4,5%	227,9	0,9%
Total	98,3	100,0%	24 314,5	100,0%

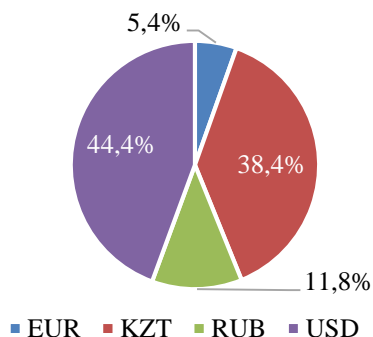
By countries

Country	Number of transactions (in thousands)	Share of the total number of transactions, %	Volume (mln. KZT)	Share of volume, %
Russia	39,9	40,6%	5 070,1	20,9%
Uzbekistan	6,6	6,8%	3 685,1	15,2%
Korea	5,8	5,9%	3 199,6	13,2%
United States of America	10,7	10,9%	3 142,3	12,9%
Kyrgyzstan	4,0	4,1%	2 577,1	10,6%
Germany	11,7	11,9%	1 705,7	7,0%
Turkey	5,1	5,2%	1 130,1	4,6%
Belarus	0,4	0,4%	373,8	1,5%
Israel	1,1	1,2%	319,2	1,3%
United Arab Emirates	1,0	1,0%	285,4	1,2%
Other	12,0	12,2%	2 826,1	11,6%
Total	98,3	100,0%	24 314,5	100,0%

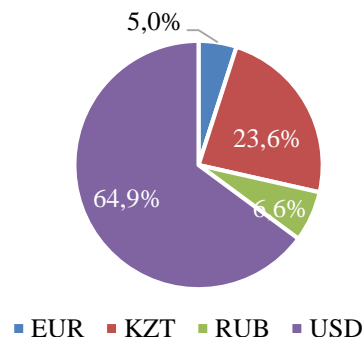
By currencies

Main share of received remittances carried out through IMTS were transferred in US dollars (44,4 % of total number of remittances and 64,9% of the total volume) and in Russian rubles (38,4% and 23,6% respectively).

Share from the total number of received remittances



Share from the total volume of received remittances



REMITTANCES WITHIN KAZAKHSTAN

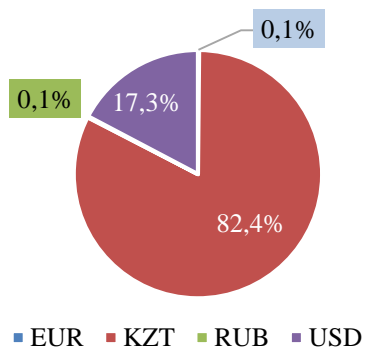
Within Kazakhstan during August 2021 were transferred via IMTS 14,5 thousands transactions in the amount of 5 061,4 mln. KZT.

By IMTS

IMTS	Number of transactions (in thousands)	Share of the total number of transactions, %	Volume (mln. KZT)	Share of volume, %
Golden Crown	1,4	10,0%	1 319,9	26,1%
CONTACT	0,0	0,1%	14,4	0,3%
Western Union	1,7	11,9%	202,1	4,0%
UNISTREAM	0,3	2,2%	33,6	0,7%
Other money transfer systems	11,0	75,8%	3 491,4	69,0%
Total	14,5	100,0%	5 061,4	100,0%

By currencies

Share from the total number of sent remittances



Share from the total volume of sent remittances

