

In July 2021 the volume of remittances transferred via international money transfer systems (hereinafter - IMTS) was 287,9 thousand transactions in the amount of 97 197,9 mln. KZT.

Kazakhstan's commercial banks and JSC «Kazpost» provide to the customers remittances services through IMTS such as the Golden Crown, Western Union, Unistream, Contact, Faster, MoneyGram and others IMTS.

IMTS are used by the Kazakhstan's population as for transfers within the country and for sending /receiving money transfers abroad / from abroad.

The share of remittances carried out through IMTS on the territory of Kazakhstan in July 2021 is 19,1% of the total number of transfers and 5,3% of the total volume of remittances. The share of remittances sent abroad is 80,9% and 94,7% respectively.

## **CROSS-BORDER REMITTANCES**

### **REMMITANCES SENT ABROAD**

In July 2021 abroad were transferred via IMTS 233,0 thousands transactions in the amount of 92 070,3 mln. KZT.

#### ***By IMTS***

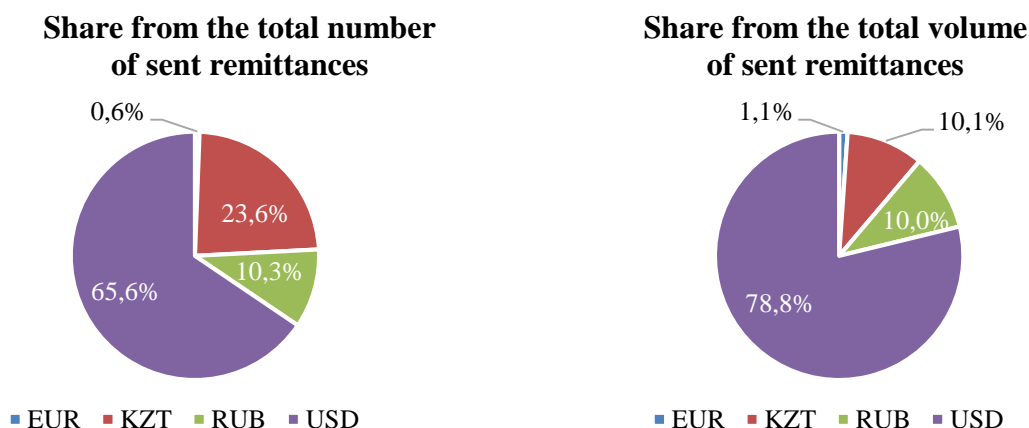
<b>IMTS</b>	<b>Number of transactions (in thousands)</b>	<b>Share of the total number of transactions, %</b>	<b>Volume (mln. KZT)</b>	<b>Share of volume, %</b>
Golden Crown	198,0	85,0%	75 624,7	82,1%
CONTACT	14,8	6,4%	7 773,4	8,4%
MONEYGRAM	10,2	4,4%	5 446,7	5,9%
Western Union	1,6	0,7%	1 616,5	1,8%
UNISTREAM	4,7	2,0%	1 278,3	1,4%
Other money transfer systems	3,8	1,6%	330,7	0,4%
<b>Total</b>	<b>233,0</b>	<b>100,0%</b>	<b>92 070,3</b>	<b>100,0%</b>

#### ***By countries***

<b>Country</b>	<b>Number of transactions (in thousands)</b>	<b>Share of the total number of transactions, %</b>	<b>Volume (mln. KZT)</b>	<b>Share of volume, %</b>
Uzbekistan	119,5	51,3%	37 273,8	40,5%
Russia	41,3	17,7%	15 012,4	16,3%
Turkey	18,1	7,8%	12 347,5	13,4%
Kyrgyzstan	23,4	10,1%	11 704,4	12,7%
China	2,6	1,1%	3 391,3	3,7%
Armenia	1,9	0,8%	3 378,0	3,7%
Georgia	2,1	0,9%	2 870,0	3,1%
Tajikistan	14,9	6,4%	1 895,7	2,1%
Azerbaijan	3,0	1,3%	1 197,7	1,3%
Ukraine	1,7	0,7%	772,9	0,8%
Others	4,6	2,0%	2 226,6	2,4%
<b>Total</b>	<b>233,0</b>	<b>100,0%</b>	<b>92 070,3</b>	<b>100,0%</b>

### ***By currencies***

The main share of carried out remittances sent via IMTS was in US dollars (the share of the total number of sent transfers was 65,6%, the share of the total volume of sent transfers was 78,8%) and in Russian rubles (the share of the total number of sent transfers was 23,6%, the share of the total volume of sent transfers was 10,1%).



### **RECEIVED REMITTANCES (FROM ABROAD)**

In July 2021 from abroad to Kazakhstan were transferred via IMTS 97,0 thousands transaction in the amount of 23 907,5 mln. KZT.

### ***By IMTS***

IMTS	Number of transactions (in thousands)	Share of the total number of transactions, %	Volume (mln. KZT)	Share of volume, %
Golden Crown	47,5	49,0%	13 067,4	54,7%
Western Union	30,1	31,1%	6 108,5	25,6%
MONEYGRAM	10,3	10,7%	3 170,8	13,3%
CONTACT	3,5	3,6%	909,8	3,8%
UNISTREAM	1,4	1,5%	442,0	1,8%
Other money transfer systems	4,0	4,1%	209,0	0,9%
<b>Total</b>	<b>97,0</b>	<b>100,0%</b>	<b>23 907,5</b>	<b>100,0%</b>

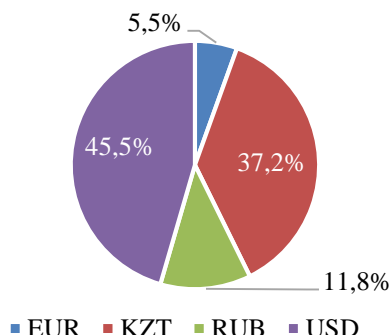
### ***By countries***

Country	Number of transactions (in thousands)	Share of the total number of transactions, %	Volume (mln. KZT)	Share of volume, %
Russia	39,6	40,9%	5 385,2	22,5%
Korea	6,0	6,2%	3 442,2	14,4%
Uzbekistan	7,0	7,3%	3 215,3	13,4%
United States of America	10,5	10,8%	3 017,0	12,6%
Kyrgyzstan	3,8	3,9%	2 471,0	10,3%
Germany	11,1	11,4%	1 616,5	6,8%
Turkey	4,4	4,6%	966,9	4,0%
Belarus	0,5	0,5%	475,5	2,0%
Israel	1,1	1,1%	272,6	1,1%
Ukraine	1,0	1,1%	266,4	1,1%
Other	12,0	12,3%	2 778,9	11,6%
<b>Total</b>	<b>97,0</b>	<b>100,0%</b>	<b>23 907,5</b>	<b>100,0%</b>

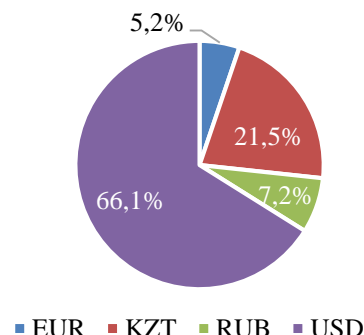
### ***By currencies***

Main share of received remittances carried out through IMTS were transferred in US dollars (45,5 % of total number of remittances and 66,1% of the total volume) and in Russian rubles (37,2% and 21,5% respectively).

**Share from the total number of received remittances**



**Share from the total volume of received remittances**



### **REMITTANCES WITHIN KAZAKHSTAN**

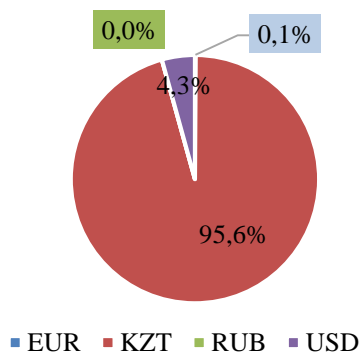
Within Kazakhstan during July 2021 were transferred via IMTS 54,9 thousands transactions in the amount of 5 127,7 mln. KZT.

### ***By IMTS***

IMTS	Number of transactions (in thousands)	Share of the total number of transactions, %	Volume (mln. KZT)	Share of volume, %
Golden Crown	1,7	3,1%	203,6	4,0%
Western Union	0,3	0,5%	32,8	0,6%
UNISTREAM	0,0	0,0%	8,1	0,2%
CONTACT	1,7	3,1%	203,6	4,0%
Other money transfer systems	51,5	93,9%	3 777,8	73,7%
<b>Total</b>	<b>54,9</b>	<b>100,0%</b>	<b>5 127,7</b>	<b>100,0%</b>

### ***By currencies***

**Share from the total number of sent remittances**



**Share from the total volume of sent remittances**

