



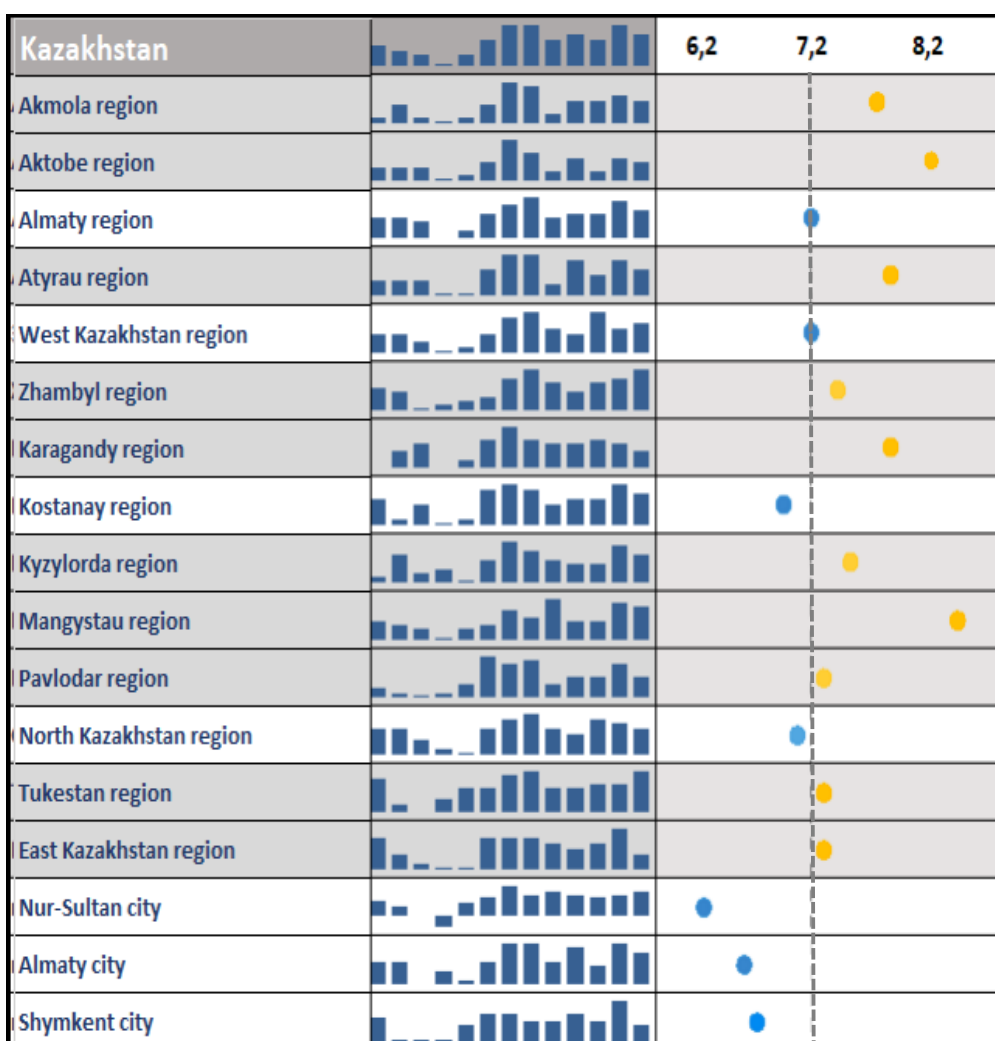
# Inflation trends in the regions

## May 2021

Inflation in May 2021 was 0.7% (in April – 0,9%). Prices for food increased by 0.8%, for non-food - by 0.6%, for paid services - by 0,7%. Annual inflation grew up to 7.2%.

The acceleration of monthly inflation was observed in 13 regions, the slowdown - in 4 regions. The greatest growth rate in May was noted in Turkestan and Zhambyl regions (1.0%). Annual inflation was higher than the national level in 10 regions, among which the largest value was noted in Mangystau and Aktobe regions (8.3% and 8.1%, respectively).

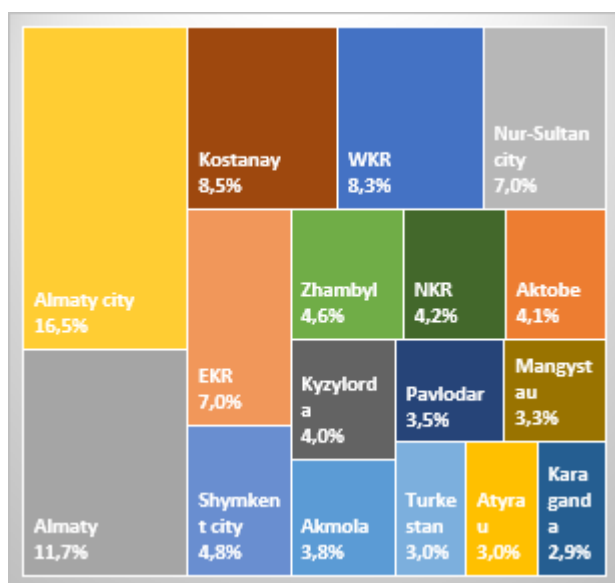
Figure 1. Inflation in the regions (May 2020 - May 2021), %



Source: BNS of ASPR RK

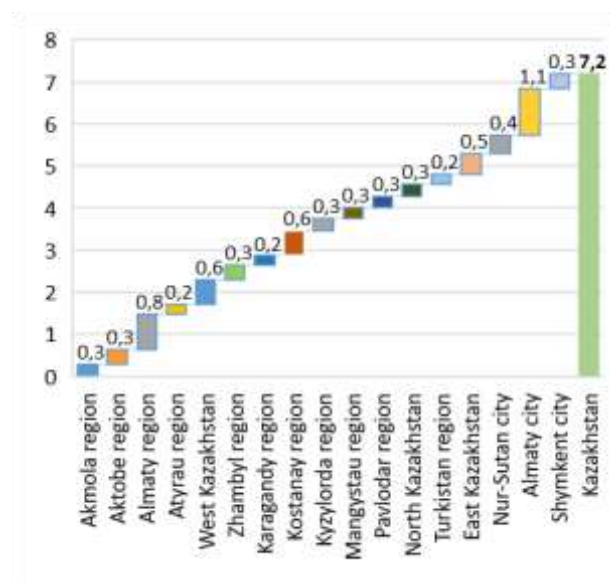
The most significant contribution to the annual CPI in Kazakhstan was made by Almaty city and Almaty region (1.1 p.p. and 0.8 p.p., respectively), which have the highest weight in the CPI. Price growth in these regions were 6.7% and 7.2%, respectively.

Figure 2. Weights of regions in the CPI, in %



Source: BNS of ASPR RK

Figure 3. Contribution of regions to the CPI, %



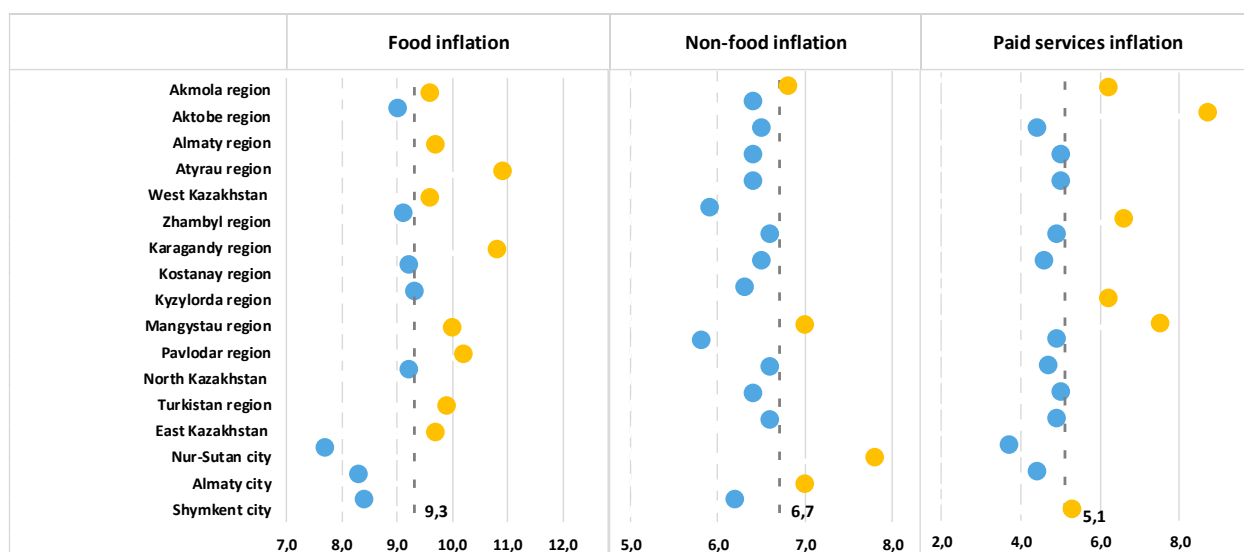
Source: BNS of ASPR RK

Annual growth of food products in Kazakhstan amounted to 9.3% (in April - by 9.8%). The smallest growth was noted in Nur-Sultan city (7.7%), the largest - in Atyrau (10.9%) and Karagandy (10.8) regions.

Prices for non-food products in the country increased by 6.7% (in April – by 6.4%). The largest increase in prices for non-food products was noted in Nur-Sultan city (7.8%), the smallest – in Pavlodar and Zhambyl regions (5.8% and 5.9%, respectively).

Paid services in the country rose in price by 5.1% (in April – by 4.1%), while in Aktobe region the price growth was 8.7%, significantly lower prices increased in Nur-Sultan city (3.7%).

Figure 4. The main components of the CPI by regions, in %



Source: BNS of ASPR RK

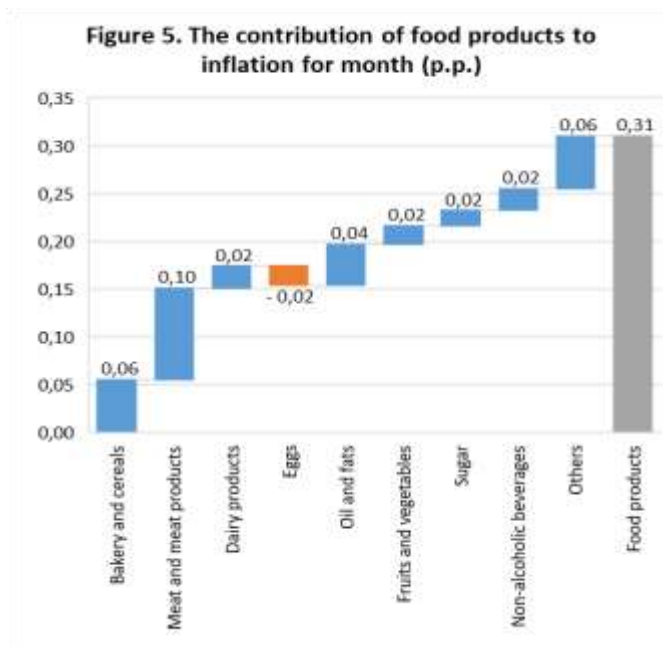
The rise in **food** prices continues to make the largest contribution to the CPI. Over the past month the contribution of the rise in prices of this group to monthly inflation (0.7%) amounted to 0.31 p.p. (in April – 0.41 p.p.), of which 0,10 p.p. (in April– 0,09 p.p.) was the contribution of meat and meat products (Figure 5). The contribution of fruits and vegetables price growth decreased significantly from 0.12 p.p. in April to 0.02 p.p. in May.

Food prices in the country increased by 0.8% (in April – 1.0%). At the same time, the price growth for food products in Turkistan region was 1.4%, in Shymkent city – 0.4.

In Turkistan region, where the highest growth was noted over the past month, meat and meat products rose in price by 2.3% (bird meat – by 6.1%, horse meat – by 2.5%), while in Kazakhstan the growth was 0.9%.

The highest growth in prices for lamb was noted in Almaty city (by 10.5%) and in Almaty region (by 4.5%) despite the nationwide growth of 3.2%.

There was a decrease in the prices for eggs in all regions except Almaty city and Almaty region, where they increased by 1.4% and 1.1%, respectively. In the country eggs became cheaper by 2.8%, the highest decline was noted in Atyrau (by 13.5%) and Aktobe (by 11.8%) regions.



Source: BNS of ASPR RK

The contribution of **non-food products** to monthly inflation amounted to 0.18 p.p. (0.29 p.p. in April), of which 0.05 p.p. is contribution of petrol prices. The rise in prices for non-food products in May amounted to 0.6% (in April – 1.0%). The highest growth was observed in Aktobe region (0.9%), where also the highest growth for petrol price was observed (by 5.6%), when the nationwide price growth was 1.8%. On the other hand, it should be noted that in April when the nationwide price growth for petrol was 6.0%, Aktobe region showed the lowest increase (by 3.7%). Excepting Aktobe region prices rose above the national level in Akmola (by 4.6%), Turkistan (by 3.6%), Kyzylorda (by 2.3%) and North Kazakhstan (by 2.2%) regions. In Nur-Sultan prices for accommodation renovating stuff grew higher (by 2.4%) than in the country as a whole (0.6%).

The contribution of **paid services** to the inflation in May was higher than the contribution of non-food products – 0.22 p.p. (in April – 0.15 p.p.). the rise in prices for the month was 0,7% (in April – 0,5%). More noticeably prices increased in Zhambyl (2.3%), Mangistay (1.9%), West Kazakhstan (1.1%) regions and in Nur-Sultan city (1.0%).

In Zhambyl region significant rise in prices for passenger transportation services was observed (by 15.1%), while the rise in the country was 1.3%. Despite the stability in the prices of communication services in all regions, a noticeable increase was noted in Mangistau region (by 6.9%), haircut and private services also became more expensive in this region (by 9.6%), when prices for these services became higher by 1.1% in the country. In West Kazakhstan region and Nur-Sultan city electricity became significantly more expensive (by 15.0% and 11.3%, respectively), while a nationwide increase of electricity price was 1.7%.