

In May 2026 the volume of remittances transferred via international money transfer systems (hereinafter - IMTS) was 150.9 thousand transactions in the amount of 55.4 billion tenge. Compared to April 2026, there is a decrease in the number of transfers by 5.4% and a decrease in the volume of transactions by 2.7%.

Kazakhstan's commercial banks and JSC «Kazpost» provide to the customer's remittances services through IMTS such as the Golden Crown, Western Union, MoneyGram and others IMTS.

IMTS are used by the Kazakhstan's population as for transfers within the country and for sending /receiving money transfers abroad / from abroad.

The share of remittances carried out through IMTS on the territory of Kazakhstan in May 2026 is 2.8% of the total number of transfers and 3.4% of the total volume of remittances. The share of remittances sent abroad is 97.2% and 96.6%, respectively.

CROSS-BORDER REMITTANCES

REMMITANCES SENT ABROAD

In May 2026 abroad were transferred via IMTS 146.7 thousand transactions in the amount of 53.5 billion tenge. Compared to April 2026, the number of money transfers sent decreased by 5.4%, the volume of transactions decreased by 2.5%.

In terms of the volume of money sent from Kazakhstan abroad, the leaders are: Russia – 18.3 billion tenge (share of the total amount – 34.2%), Uzbekistan – 17.6 billion tenge (share – 32.9%), Turkey – 7.4 billion tenge (share – 13.9%), Georgia – 3.2 billion tenge (share – 6.1%), as well as Kyrgyzstan – 1.5 billion tenge (share – 2.7%).

By IMTS

IMTS	Number of transactions (in thousands)	Share of the total number of transactions, %	Volume (mln. KZT)	Share of volume, %
Golden Crown	134,37	91,6%	45 067,58	84,2%
Western Union	7,73	5,3%	6 428,43	12,0%
MONEYGRAM	0,93	0,6%	977,51	1,8%
UPT	1,01	0,7%	697,35	1,3%
Other money transfer systems	2,66	1,8%	363,76	0,7%
Total	146,69	100,0%	53 534,63	100,0%

By countries

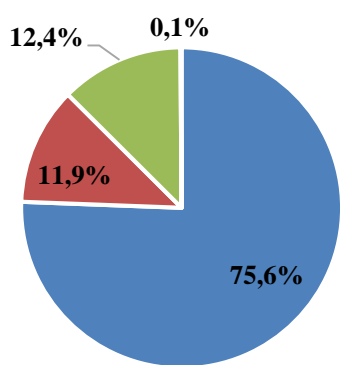
Country	Number of transactions (in thousands)	Share of the total number of transactions, %	Volume (mln. KZT)	Share of volume, %
Russia	95,27	65,0%	18 334,93	34,2%
Uzbekistan	23,50	16,0%	17 631,69	32,9%
Turkey	14,99	10,2%	7 430,70	13,9%
Georgia	1,67	1,1%	3 241,04	6,1%
Kyrgyzstan	2,77	1,9%	1 469,15	2,7%
Azerbaijan	0,94	0,6%	1 143,93	2,1%
China	0,76	0,5%	960,70	1,8%
Armenia	0,53	0,4%	670,66	1,3%
Republic of Korea	1,22	0,8%	527,96	1,0%

Tajikistan	1,47	1,0%	492,49	0,9%
Others	3,57	2,4%	1 631,38	3,0%
The overall result	146,69	100,0%	53 534,63	100,0%

By currencies

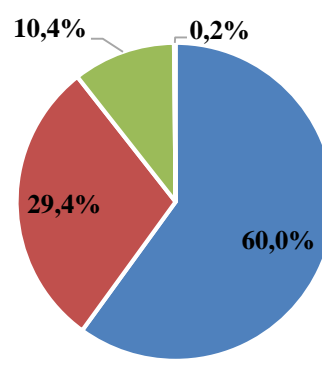
The main share of carried out remittances sent via IMTS was in Kazakhstan tenge (the share of the total number of sent transfers was 75.6%, the share of the total volume of sent transfers was 60.0%) and in US dollars (11.9% and 29.4%, respectively).

Share of the total number of sent remittances



■ KZT ■ USD ■ RUB ■ EUR

Share from the total volume of sent remittances



■ KZT ■ USD ■ RUB ■ EUR

RECEIVED REMITTANCES (FROM ABROAD)

In May 2026 from abroad to Kazakhstan were transferred via IMTS 39.8 thousand transactions in the amount of 15.1 billion tenge. Compared to April 2026, the number of money transfers received decreased by 12.7%, the volume of transactions decreased by 7.4%.

In terms of the amount of money received from abroad, the leaders are: Russia – 3.7 billion tenge (share of the total amount – 24.5%), the United States of America – 2.7 billion tenge (share – 17.7%), Turkey – 1.6 billion tenge (share – 10.9%), Germany – 1.3 billion tenge (share – 8.4%), as well as Uzbekistan – 1.2 billion tenge (share – 8.3%).

By IMTS

IMTS	Number of transactions (in thousands)	Share of the total number of transactions, %	Volume (mln. KZT)	Share of volume, %
Golden Crown	14,06	35,3%	6 512,82	43,3%
Western Union	15,93	40,0%	5 467,39	36,3%
MONEYGRAM	7,64	19,2%	2 854,08	19,0%
UPT	0,09	0,2%	20,91	0,1%
Other money transfer systems	2,07	5,2%	197,12	1,3%
Total	39,80	100,0%	15 052,33	100,0%

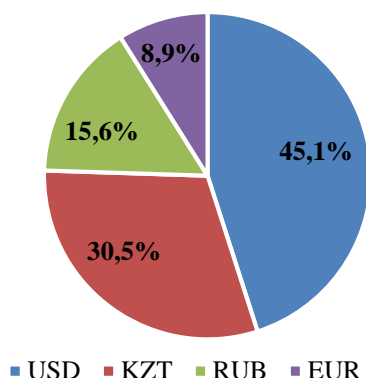
By countries

Country	Number of transactions (in thousands)	Share of the total number of transactions, %	Volume (mln. KZT)	Share of volume, %
Russia	11,55	29,0%	3 690,20	24,5%
United States of America	6,39	16,0%	2 667,44	17,7%
Turkey	4,29	10,8%	1 634,98	10,9%
Germany	6,05	15,2%	1 261,37	8,4%
Uzbekistan	1,68	4,2%	1 247,86	8,3%
Republic of Korea	1,28	3,2%	751,11	5,0%
Georgia	0,88	2,2%	519,25	3,4%
Kyrgyzstan	0,57	1,4%	450,38	3,0%
China	0,21	0,5%	309,23	2,1%
Azerbaijan	0,34	0,8%	245,38	1,6%
Others	6,58	16,5%	2 275,13	15,1%
The overall result	39,80	100,0%	15 052,33	100,0%

By currencies

Main share of received remittances carried out through IMTS were transferred in US dollars (45.1% of total number of remittances and 55.2% of the total volume) and Kazakhstan tenge (30.5% and 26.4%, respectively).

Share of the total number of received remittances



Share from the total volume of received remittances

