

In April 2026 the volume of remittances transferred via international money transfer systems (hereinafter - IMTS) was 159.4 thousand transactions in the amount of 57.0 billion tenge. Compared to March 2026, there is an increase in the number of transfers by 0.2% and an increase in the volume of transactions by 11.3%.

Kazakhstan's commercial banks and JSC «Kazpost» provide to the customer's remittances services through IMTS such as the Golden Crown, Western Union, MoneyGram and others IMTS.

IMTS are used by the Kazakhstan's population as for transfers within the country and for sending /receiving money transfers abroad / from abroad.

The share of remittances carried out through IMTS on the territory of Kazakhstan in April 2026 is 2.8% of the total number of transfers and 3.6% of the total volume of remittances. The share of remittances sent abroad is 97.2% and 96.4%, respectively.

CROSS-BORDER REMITTANCES

REMMITANCES SENT ABROAD

In April 2026 abroad were transferred via IMTS 155.0 thousand transactions in the amount of 54.9 billion tenge. Compared to March 2026, the number of money transfers sent increased by 0.04%, the volume increased by 11.3%.

In terms of the volume of money sent from Kazakhstan abroad, the leaders are: Russia – 20.9 billion tenge (share of the total amount – 38.1%), Uzbekistan – 13.0 billion tenge (share – 23.7%), Turkey – 9.1 billion tenge (share – 16.6%), Georgia – 3.8 billion tenge (share – 6.9%), as well as Kyrgyzstan – 1.8 billion tenge (share – 3.2%).

By IMTS

IMTS	Number of transactions (in thousands)	Share of the total number of transactions, %	Volume (mln. KZT)	Share of volume, %
Golden Crown	141,54	91,3%	45 386,68	82,6%
Western Union	8,28	5,3%	7 283,93	13,3%
MONEYGRAM	0,98	0,6%	1 023,00	1,9%
UPT	1,35	0,9%	863,96	1,6%
Other money transfer systems	2,85	1,8%	377,85	0,7%
Total	154,99	100,0%	54 935,41	100,0%

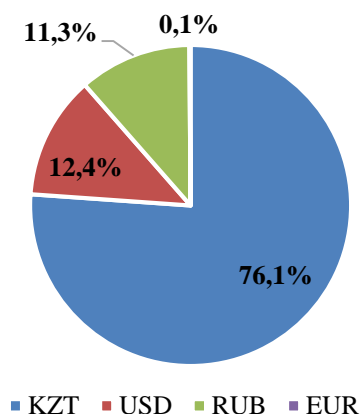
By countries

Country	Number of transactions (in thousands)	Share of the total number of transactions, %	Volume (mln. KZT)	Share of volume, %
Russia	101,63	65,6%	20 938,76	38,1%
Uzbekistan	20,61	13,3%	13 046,74	23,7%
Turkey	18,51	11,9%	9 131,75	16,6%
Georgia	1,87	1,2%	3 802,07	6,9%
Kyrgyzstan	3,21	2,1%	1 753,13	3,2%
Azerbaijan	1,10	0,7%	1 330,21	2,4%
China	0,98	0,6%	1 228,11	2,2%
Armenia	0,58	0,4%	873,41	1,6%
Republic of Korea	1,22	0,8%	590,61	1,1%
Tajikistan	1,45	0,9%	509,26	0,9%
Others	3,83	2,5%	1 731,13	3,2%
The overall result	154,99	100,0%	54 935,17	100,0%

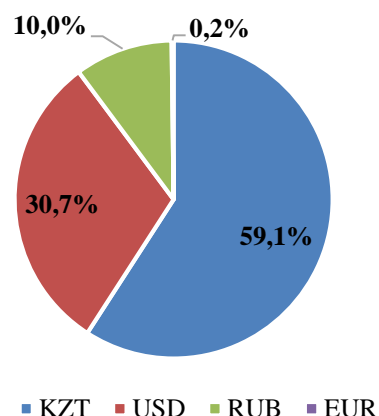
By currencies

The main share of carried out remittances sent via IMTS was in Kazakhstan tenge (the share of the total number of sent transfers was 76.1%, the share of the total volume of sent transfers was 59.1%) and in US dollars (12.4% and 30.7%, respectively).

Share of the total number of sent remittances



Share from the total volume of sent remittances



RECEIVED REMITTANCES (FROM ABROAD)

In April 2026 from abroad to Kazakhstan were transferred via IMTS 45.6 thousand transactions in the amount of 16.2 billion tenge. Compared to March 2026, the number of money transfers received decreased by 1.3%, and the volume of operations increased by 1.5%.

In terms of the amount of money received from abroad, the leaders are: Russia – 3.8 billion tenge (share of the total amount – 23.6%), the United States of America – 2.7 billion tenge (share – 16.8%), Turkey – 2.1 billion tenge (share – 12.8%), Uzbekistan – 1.6 billion tenge (share – 10.1%), as well as Germany – 1.3 billion tenge (share – 8.2%).

By IMTS

IMTS	Number of transactions (in thousands)	Share of the total number of transactions, %	Volume (mln. KZT)	Share of volume, %
Golden Crown	17,52	38,4%	7 382,74	45,4%
Western Union	17,17	37,7%	5 705,88	35,1%
MONEYGRAM	8,11	17,8%	2 909,33	17,9%
UPT	0,11	0,2%	37,82	0,2%
Other money transfer systems	2,68	5,9%	218,15	1,3%
Total	45,59	100,0%	16 253,92	100,0%

By countries

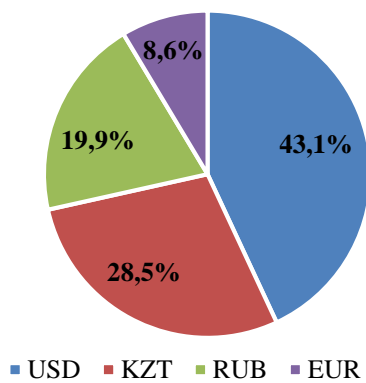
Country	Number of transactions (in thousands)	Share of the total number of transactions, %	Volume (mln. KZT)	Share of volume, %
Russia	14,37	31,5%	3 833,19	23,6%
United States of America	6,47	14,2%	2 723,99	16,8%
Turkey	4,89	10,7%	2 082,37	12,8%
Uzbekistan	2,15	4,7%	1 642,98	10,1%
Germany	7,04	15,4%	1 338,46	8,2%
Republic of Korea	1,35	3,0%	721,54	4,4%

Kyrgyzstan	0,88	1,9%	595,88	3,7%
Georgia	0,90	2,0%	513,81	3,2%
Israel	0,73	1,6%	245,62	1,5%
Azerbaijan	0,38	0,8%	245,30	1,5%
Others	6,42	14,1%	2 310,61	14,2%
The overall result	45,59	100,0%	16 253,77	100,0%

By currencies

Main share of received remittances carried out through IMTS were transferred in US dollars (43.1% of total number of remittances and 56.4% of the total volume) and Kazakhstan tenge (28.5% and 22.2%, respectively).

Share of the total number of received remittances



Share from the total volume of received remittances

