

In February 2026 the volume of remittances transferred via international money transfer systems (hereinafter - IMTS) was 132.1 thousand transactions in the amount of 43.9 billion tenge. Compared to January 2026, there is an increase in the number of transfers by 15.7% and an increase in the volume of transactions by 12.7%.

Kazakhstan's commercial banks and JSC «Kazpost» provide to the customer's remittances services through IMTS such as the Golden Crown, Western Union, MoneyGram and others IMTS.

IMTS are used by the Kazakhstan's population as for transfers within the country and for sending /receiving money transfers abroad / from abroad.

The share of remittances carried out through IMTS on the territory of Kazakhstan in February 2026 is 2.7% of the total number of transfers and 3.8% of the total volume of remittances. The share of remittances sent abroad is 97.3% and 96.2%, respectively.

CROSS-BORDER REMITTANCES

REMMITANCES SENT ABROAD

In February 2026 abroad were transferred via IMTS 128.6 thousand transactions in the amount of 42.2 billion tenge. Compared to January 2026, the number of money transfers sent increased by 15.4%, the volume increased by 11.5%.

In terms of the volume of money sent from Kazakhstan abroad, the leaders are: Russia – 19.4 billion tenge (share of the total amount – 45.9%), Turkey – 7.6 billion tenge (share – 18.0%), Uzbekistan – 6.4 billion tenge (share – 15.1%), Georgia – 2.8 billion tenge (share – 6.7%), as well as Kyrgyzstan -1.3 billion tenge (share – 3.0%).

By IMTS

IMTS	Number of transactions (in thousands)	Share of the total number of transactions, %	Volume (mln. KZT)	Share of volume, %
Golden Crown	117,42	91,3%	34 608,36	81,9%
Western Union	6,25	4,9%	5 354,58	12,7%
MONEYGRAM	0,88	0,7%	1 032,02	2,4%
UPT	1,05	0,8%	850,29	2,0%
Other money transfer systems	3,00	2,3%	398,09	0,9%
Total	128,60	100,0%	42 243,33	100,0%

By countries

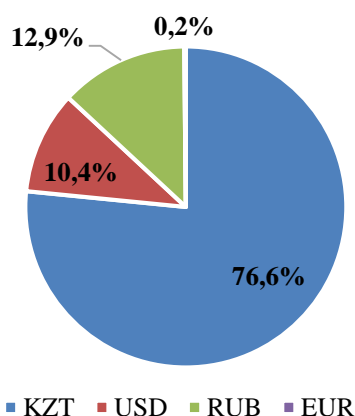
Country	Number of transactions (in thousands)	Share of the total number of transactions, %	Volume (mln. KZT)	Share of volume, %
Russia	92,27	71,7%	19 384,56	45,9%
Turkey	14,17	11,0%	7 607,92	18,0%
Uzbekistan	11,07	8,6%	6 360,39	15,1%
Georgia	1,37	1,1%	2 825,28	6,7%
Kyrgyzstan	2,52	2,0%	1 256,63	3,0%
Azerbaijan	0,88	0,7%	988,65	2,3%
Armenia	0,50	0,4%	894,32	2,1%
China	0,50	0,4%	711,83	1,7%
Republic of Korea	0,87	0,7%	413,95	1,0%

Tajikistan	1,04	0,8%	303,93	0,7%
Others	3,42	2,7%	1 495,89	3,5%
The overall result	128,60	100,0%	42 243,33	100,0%

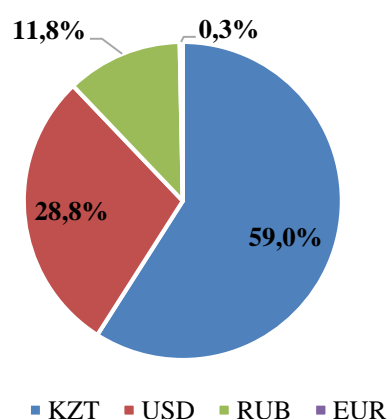
By currencies

The main share of carried out remittances sent via IMTS was in Kazakhstan tenge (the share of the total number of sent transfers was 76.6%, the share of the total volume of sent transfers was 59.0%) and in US dollars (10.4% and 28.8%, respectively).

Share of the total number of sent remittances



Share from the total volume of sent remittances



RECEIVED REMITTANCES (FROM ABROAD)

In February 2026 from abroad to Kazakhstan were transferred via IMTS 40.9 thousand transactions in the amount of 15.4 billion tenge. Compared to January 2026, the number of money transfers received increased by 2.5%, and the volume of operations increased by 0.2%.

In terms of the amount of money received from abroad, the leaders are: Russia -3.6 billion tenge (share of the total amount - 23.6%), the United States of America –2.4 billion tenge (share – 15.5%), Turkey – 1.9 billion tenge (share – 12.0%), Uzbekistan – 1.7 billion tenge (share -10.9%), as well as Germany – 1.2 billion tenge (share -7.6%).

By IMTS

IMTS	Number of transactions (in thousands)	Share of the total number of transactions, %	Volume (mln. KZT)	Share of volume, %
Golden Crown	16,26	39,8%	7 335,21	47,6%
Western Union	15,22	37,2%	5 191,98	33,7%
MONEYGRAM	7,06	17,3%	2 652,75	17,2%
UPT	0,10	0,2%	40,67	0,3%
Other money transfer systems	2,23	5,5%	202,06	1,3%
Total	40,87	100,0%	15 422,67	100,0%

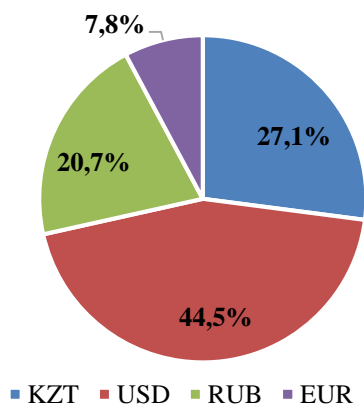
By countries

Country	Number of transactions (in thousands)	Share of the total number of transactions, %	Volume (mln. KZT)	Share of volume, %
Russia	12,83	31,4%	3 635,59	23,6%
United States of America	5,75	14,1%	2 397,59	15,5%
Turkey	4,51	11,0%	1 857,73	12,0%
Uzbekistan	2,21	5,4%	1 688,74	10,9%
Germany	5,71	14,0%	1 176,83	7,6%
Republic of Korea	1,34	3,3%	864,94	5,6%
Kyrgyzstan	0,88	2,1%	668,78	4,3%
Georgia	0,96	2,3%	572,13	3,7%
Azerbaijan	0,34	0,8%	255,31	1,7%
Israel	0,66	1,6%	214,39	1,4%
Others	5,68	13,9%	2 090,64	13,6%
The overall result	40,87	100,0%	15 422,67	100,0%

By currencies

Main share of received remittances carried out through IMTS were transferred in US dollars (44.5% of total number of remittances and 57.1% of the total volume) and Kazakhstan tenge (27.1% and 20.5%, respectively).

Share of the total number of received remittances



Share from the total volume of received remittances

