

For February 2017 the volume of remittances transferred via international money transfer systems (hereinafter - IMTS) was 178,8 thousands transactions in the amount of 27 846,6 mln. KZT.

Kazakhstan's commercial banks and JSC «Kazpost» provide to the customers remittances services through IMTS such as the Golden Crown, Western Union, Unistream, Contact, Blitz, Faster, MoneyGram, Universal Postal Union System and others.

IMTS are used by the Kazakhstan's population as for transfers within the country and for sending /receiving money transfers abroad / from abroad.

The share of remittances carried out through IMTS on the territory of Kazakhstan in February 2017 is 10,7% of the total number of transfers and 5,7% of the total volume of remittances. The share of remittances sent abroad is 89,3% and 94,3% respectively.

CROSS-BORDER REMITTANCES

REMITTANCES SENT ABROAD

For February 2017 via IMTS were transferred abroad 159,7 thousands transactions in the amount of 26 267,1 mln. KZT.

By IMTS

IMTS	Number of transactions (in thousands)	Share of the total number of transactions, %	Volume (mln. KZT)	Share of volume, %
Golden Crown	66,6	41,7%	10 893,2	41,5%
Western Union	21,4	13,4%	4 357,8	16,6%
Unistream	20,6	12,9%	3 036,8	11,6%
Contact	10,9	6,8%	2 694,6	10,3%
Blitz	20,9	13,1%	2 134,1	8,1%
Faster	10,5	6,6%	1 730,4	6,6%
MoneyGram	2,7	1,7%	932,1	3,5%
Universal Postal Union System	5,7	3,6%	302,1	1,1%
Leader	0,4	0,2%	184,2	0,7%
Blizko	0,01	0,004%	2,0	0,01%
Total	159,7	100,0%	26 267,1	100,0%

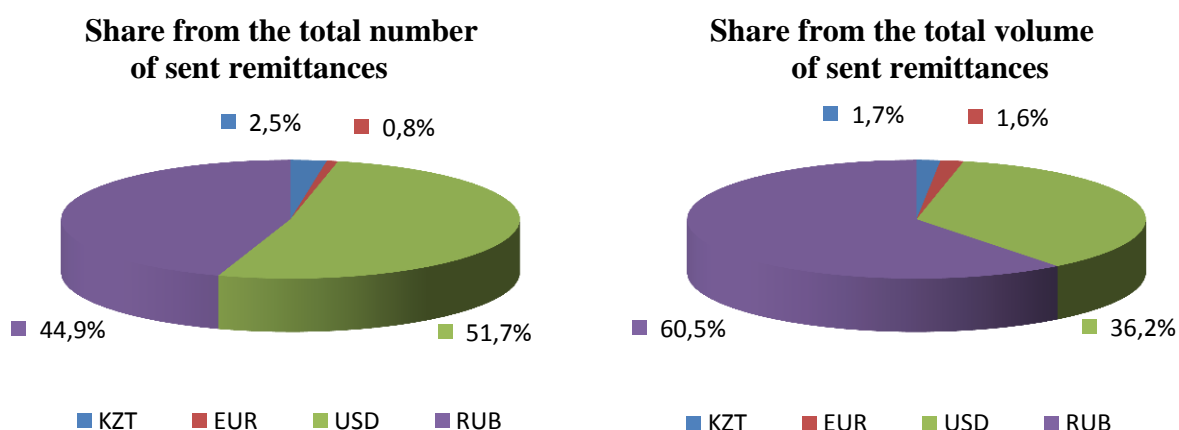
By countries

Country	Number of transactions (in thousands)	Share of the total number of transactions, %	Volume (mln. KZT)	Share of volume, %
Russia	80,4	50,4%	12 212,3	46,5%
Uzbekistan	27,1	17,0%	2 784,7	10,6%
Turkey	5,7	3,6%	2 061,2	7,8%
Kyrgyzstan	12,1	7,6%	1 893,8	7,2%
Ukraine	6,6	4,1%	1 254,1	4,8%
China	2,0	1,2%	956,6	3,6%
Azerbaijan	2,7	1,7%	496,7	1,9%
Armenia	1,1	0,7%	329,9	1,3%
Tajikistan	3,9	2,4%	322,4	1,2%
Georgia	1,5	1,0%	249,5	0,9%
Others	16,6	10,4%	3 706,0	14,1%

Total	159,7	100,0%	26 267,1	100,0%
--------------	--------------	---------------	-----------------	---------------

By currencies

The main share of carried out remittances sent via IMTS was in Russian rubles (the share of the total number of sent transfers was 44,9%, the share of the total volume of sent transfers was 60,5%) and in US dollars (the share of the total number of sent transfers was 51,7%, the share of the total volume of sent transfers was 36,2%).



RECEIVED REMITTANCES (FROM ABROAD)

In February 2017 to Kazakhstan from abroad via IMTS were transferred 98,8 thousands transaction in the amount of 17 977,5 mln. KZT.

By IMTS

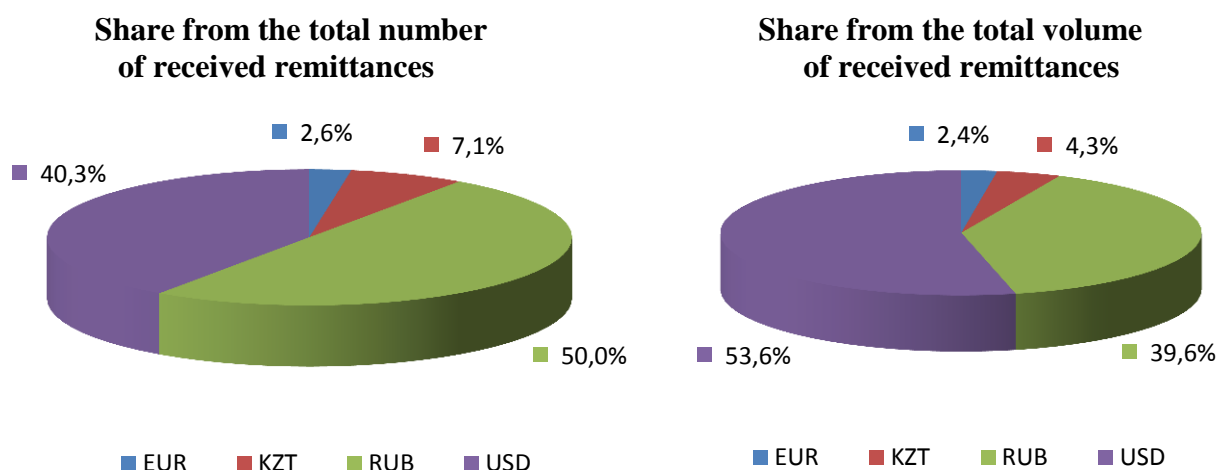
IMTS	Number of transactions (in thousands)	Share of the total number of transactions, %	Volume (mln. KZT)	Share of volume, %
Gold Crown	32,1	32,5%	7 924,2	44,1%
Western Union	25,9	26,2%	4 013,0	22,3%
Unistream	5,0	5,0%	1 745,8	9,7%
Faster	6,9	7,0%	1 264,7	7,0%
Blitz	11,1	11,3%	1 151,0	6,4%
MoneyGram	5,4	5,5%	935,0	5,2%
Contact	3,3	3,4%	597,0	3,3%
The Universal Postal Union System	8,5	8,6%	261,3	1,5%
Leader	0,4	0,4%	79,4	0,4%
Close	0,1	0,1%	4,5	0,02%
Anelik	0,01	0,006%	0,7	0,004%
Postal international transfers	0,01	0,01%	0,6	0,003%
Quick money remittances without opening an account	0,001	0,001%	0,3	0,002%
Total	98,8	100,0%	17 977,5	100,0%

By countries

Country	Number of transactions (in thousands)	Share of the total number of transactions, %	Volume (mln. KZT)	Share of volume, %
Russia	55,1	55,7%	9 388,2	52,2%
Korea	3,5	3,5%	1 152,4	6,4%
Uzbekistan	3,5	3,5%	1 118,5	6,2%
Kyrgyzstan	2,9	2,9%	1 115,3	6,2%
United States	4,8	4,9%	758,8	4,2%
Germany	7,1	7,2%	609,5	3,4%
Turkey	2,8	2,8%	368,4	2,0%
Tajikistan	0,9	0,9%	313,9	1,7%
Turkmenistan	1,6	1,6%	246,4	1,4%
Arab Emirates	1,4	1,4%	218,4	1,2%
Other	15,2	15,4%	2 687,8	15,0%
Total	98,8	100,0%	17 977,5	100,0%

By currencies

Main share of received remittances carried out through IMTS were transferred in US dollars (40,3% of total number of remittances and 53,6% of the total volume) and in Russian rubles (50,0% and 39,6%, respectively).



REMITTANCES WITHIN KAZAKHSTAN

Within Kazakhstan during February 2017 through IMTS were transferred 19,1 thousands transactions in the amount of 1 579,5 mln. KZT.

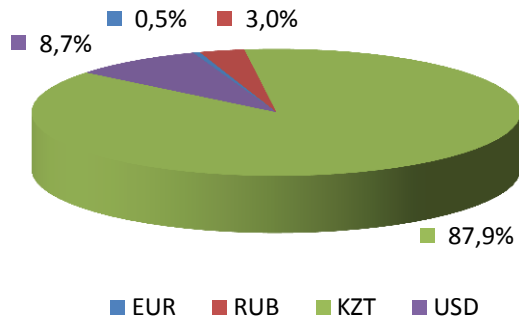
By IMTS

IMTS	Number of transactions (in thousands)	Share of the total number of transactions, %	Volume (mln. KZT)	Share of volume, %
Faster	6,3	33,1%	472,9	29,9%
Western Union	1,1	5,7%	312,8	19,8%
Gold Crown	1,1	5,9%	282,7	17,9%
Blitz	0,9	4,6%	130,4	8,3%
Unistream	0,3	1,6%	129,6	8,2%
Postal orders	9,0	47,4%	114,3	7,2%

Contact	0,1	0,6%	63,2	4,0%
Leader	0,01	0,1%	39,6	2,5%
Quick money transfers without opening a bank account	0,2	1,0%	34,1	2,2%
Total	19,1	100,0%	1 579,5	100,0%

By currencies

**Share from the total number
of sent remittances**



**Share from the total volume
of sent remittances**

