

For April 2017 the volume of remittances transferred via international money transfer systems (hereinafter - IMTS) was 214,8 thousands transactions in the amount of 35 063,2 mln. KZT.

Kazakhstan's commercial banks and JSC «Kazpost» provide to the customers remittances services through IMTS such as the Golden Crown, Western Union, Unistream, Contact, Blitz, Faster, MoneyGram, Universal Postal Union System and others.

IMTS are used by the Kazakhstan's population as for transfers within the country and for sending /receiving money transfers abroad / from abroad.

The share of remittances carried out through IMTS on the territory of Kazakhstan in April 2017 is 9,3% of the total number of transfers and 4,8% of the total volume of remittances. The share of remittances sent abroad is 90,7% and 95,2% respectively.

CROSS-BORDER REMITTANCES

REMITTANCES SENT ABROAD

For April 2017 via IMTS were transferred abroad 194,9 thousands transactions in the amount of 33 395,2 mln. KZT.

By IMTS

IMTS	Number of transactions (in thousands)	Share of the total number of transactions, %	Volume (mln. KZT)	Share of volume, %
Golden Crown	82,9	42,6%	14 793,9	44,3%
Unistream	25,0	12,8%	4 116,5	12,3%
Western Union	24,2	12,4%	5 414,1	16,2%
Blitz	21,7	11,1%	2 294,1	6,9%
Faster	19,1	9,8%	2 177,4	6,5%
Contact	13,0	6,7%	3 387,3	10,1%
Universal Postal Union System	5,7	2,9%	308,5	0,9%
MoneyGram	2,7	1,4%	794,1	2,4%
Leader	0,5	0,3%	102,3	0,3%
Blizko	0,01	0,01%	6,8	0,02%
Postal international transfers	0,01	0,004%	0,1	0,0003%
Fast Post	0,001	0,001%	0,03	0,0001%
Total	194,9	100,0%	33 395,2	100,0%

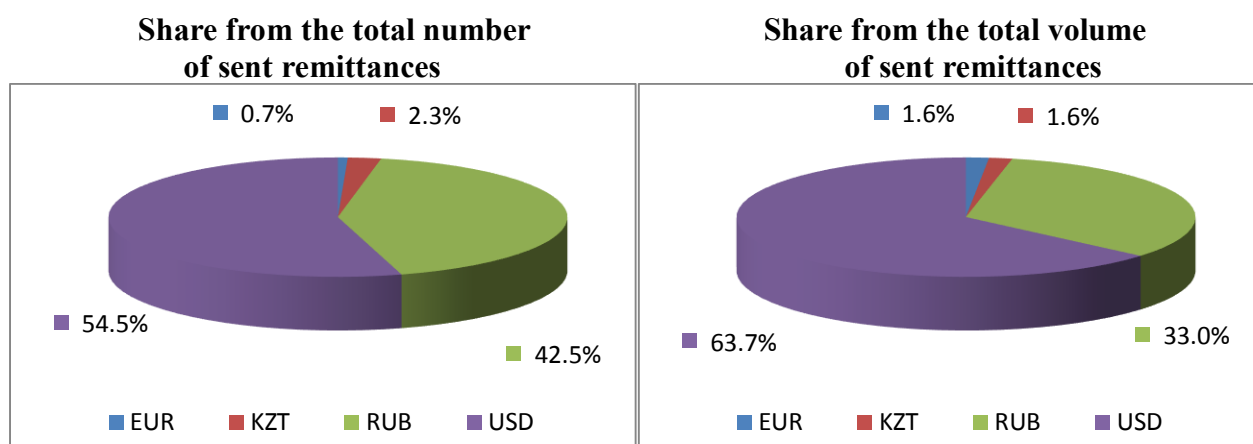
By countries

Country	Number of transactions (in thousands)	Share of the total number of transactions, %	Volume (mln. KZT)	Share of volume, %
Russia	94,1	48,3%	14 640,4	43,8%
Uzbekistan	40,1	20,6%	4 615,7	13,8%
Kyrgyzstan	14,7	7,5%	2 243,3	6,7%
Turkey	7,1	3,6%	2 574,3	7,7%
Ukraine	6,5	3,3%	1 151,6	3,4%
Tajikistan	5,4	2,8%	441,4	1,3%
Azerbaijan	3,1	1,6%	593,8	1,8%
China	2,8	1,4%	2 429,6	7,3%

Georgia	1,6	0,8%	271,2	0,8%
Belarus	1,5	0,7%	253,3	0,8%
Others	17,8	9,2%	4 180,7	12,5%
Total	194,9	100,0%	33 395,2	100,0%

By currencies

The main share of carried out remittances sent via IMTS was in Russian rubles (the share of the total number of sent transfers was 42,5%, the share of the total volume of sent transfers was 33,0%) and in US dollars (the share of the total number of sent transfers was 54,5%, the share of the total volume of sent transfers was 63,7%).



RECEIVED REMITTANCES (FROM ABROAD)

In April 2017 to Kazakhstan from abroad via IMTS were transferred 110,9 thousands transaction in the amount of 22 329,6 mln. KZT.

By IMTS

IMTS	Number of transactions (in thousands)	Share of the total number of transactions, %	Volume (mln. KZT)	Share of volume, %
Gold Crown	37,0	33,3%	10 366,2	46,4%
Western Union	28,4	25,6%	4 695,7	21,0%
Blitz	12,2	11,0%	1 323,2	5,9%
Faster	9,2	8,3%	1 732,8	7,8%
The Universal Postal Union System	9,0	8,1%	270,1	1,2%
Unistream	5,7	5,2%	967,8	4,3%
MoneyGram	5,4	4,9%	2 316,7	10,4%
Contact	3,5	3,1%	568,8	2,5%
Leader	0,5	0,4%	73,8	0,3%
Close	0,1	0,1%	12,4	0,1%
Postal international transfers	0,02	0,02%	0,9	0,004%
Anelik	0,01	0,01%	1,3	0,01%
Total	110,9	100%	22 329,6	100%

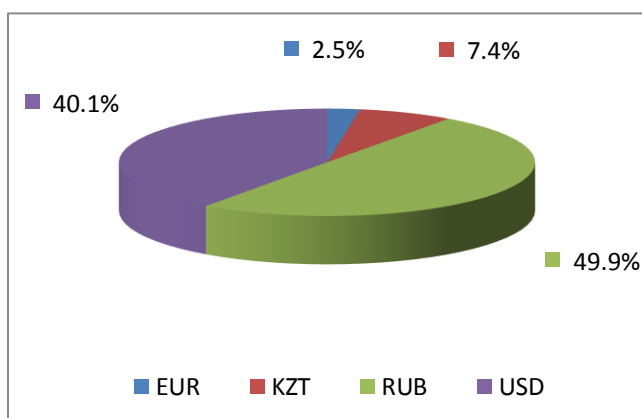
By countries

Country	Number of transactions (in thousands)	Share of the total number of transactions , %	Volume (mln. KZT)	Share of volume, %
Russia	64,5	58,2%	12 753,5	57,1%
Germany	7,8	7,0%	655,4	2,9%
United States	5,2	4,7%	756,6	3,4%
Korea	4,5	4,1%	1 647,6	7,4%
Turkey	3,2	2,9%	453,5	2,0%
Kyrgyzstan	3,1	2,8%	1 251,0	5,6%
Uzbekistan	2,6	2,3%	917,7	4,1%
Ukraine	1,4	1,3%	152,6	0,7%
Turkmenistan	1,4	1,3%	208,6	0,9%
United Arab Emirates	1,3	1,2%	228,7	1,0%
Other	15,8	14,2%	3 304,4	14,8%
Total	110,9	100%	22 329,6	100%

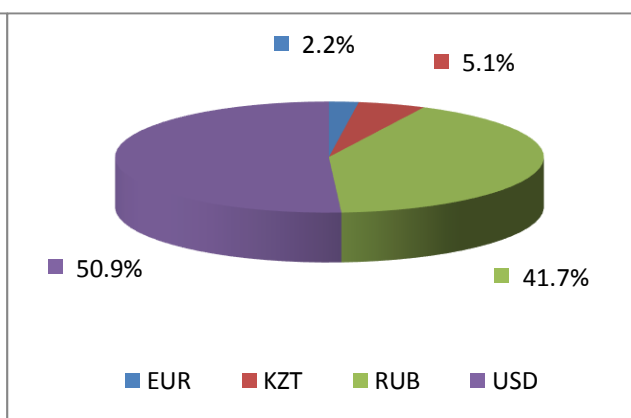
By currencies

Main share of received remittances carried out through IMTS were transferred in Russian rubles (49,9% of total number of remittances and 41,7% of the total volume) and in US dollars (40,1% and 50,9%, respectively).

Share from the total number of received remittances



Share from the total volume of received remittances



REMITTANCES WITHIN KAZAKHSTAN

Within Kazakhstan during April 2017 through IMTS were transferred 20,0 thousands transactions in the amount of 1 667,9 mln. KZT.

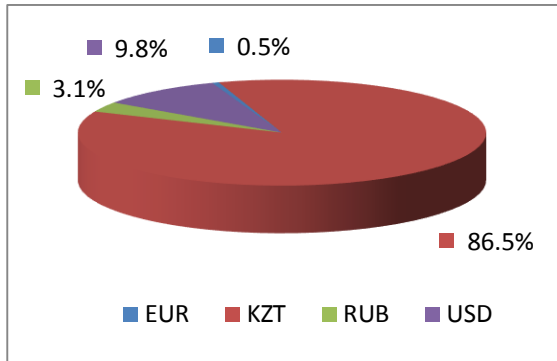
By IMTS

IMTS	Number of transactions (in thousands)	Share of the total number of transactions , %	Volume (mln. KZT)	Share of volume, %
Postal orders	9,6	48,0%	139,1	8,3%
Faster	6,6	32,8%	531,9	31,9%
Gold Crown	1,5	7,3%	311,6	18,7%
Western Union	0,9	4,7%	285,0	17,1%
Blitz	0,9	4,4%	149,8	9,0%
Unistream	0,2	1,1%	96,4	5,8%

Quick money transfers without opening a bank account	0,2	0,9%	38,6	2,3%
Contact	0,1	0,7%	99,6	6,0%
Leader	0,02	0,1%	15,9	1,0%
Total	20,0	100%	1 667,9	100%

By currencies

Share from the total number of sent remittances



Share from the total volume of sent remittances

