

For September 2017 the volume of remittances transferred via international money transfer systems (hereinafter - IMTS) was 231,1 thousands transactions in the amount of 50 708,2 mln. KZT.

Kazakhstan's commercial banks and JSC «Kazpost» provide to the customers remittances services through IMTS such as the Golden Crown, Western Union, Unistream, Universal Postal Union System, Contact, Faster, MoneyGram, Blizko and others.

IMTS are used by the Kazakhstan's population as for transfers within the country and for sending /receiving money transfers abroad / from abroad.

The share of remittances carried out through IMTS on the territory of Kazakhstan in September 2017 is 7,1% of the total number of transfers and 3,5% of the total volume of remittances. The share of remittances sent abroad is 92,9% and 96,5% respectively.

## CROSS-BORDER REMITTANCES

### REMITTANCES SENT ABROAD

For September 2017 via IMTS were transferred abroad 214,6 thousands transactions in the amount of 48 934,7 mln. KZT.

#### *By IMTS*

IMTS	Number of transactions (in thousands)	Share of the total number of transactions, %	Volume (mln. KZT)	Share of volume, %
Golden Crown	110,6	51,6%	25 570,2	52,3%
Western Union	26,2	12,2%	8 924,1	18,2%
Unistream	21,3	9,9%	4 972,3	10,2%
Contact	10,6	4,9%	3 186,7	6,5%
Faster	19,9	9,3%	3 011,3	6,2%
Blitz	18,3	8,5%	2 124,1	4,3%
MoneyGram	2,2	1,0%	769,4	1,6%
Universal Postal Union System	5,0	2,3%	286,6	0,6%
Leader	0,5	0,2%	84,6	0,2%
Blizko	0,01	0,002%	5,3	0,01%
<b>Total</b>	<b>214,6</b>	<b>100,0%</b>	<b>48 934,7</b>	<b>100,0%</b>

#### *By countries*

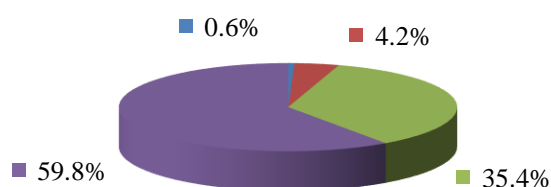
Country	Number of transactions (in thousands)	Share of the total number of transactions, %	Volume (mln. KZT)	Share of volume, %
Russia	80,8	37,7%	16 249,4	33,2%
Uzbekistan	63,3	29,5%	10 915,0	22,3%
Kyrgyzstan	19,4	9,0%	4 535,4	9,3%
China	4,2	2,0%	4 397,6	9,0%
Turkey	8,7	4,1%	3 832,8	7,8%

Ukraine	5,8	2,7%	1 411,2	2,9%
Azerbaijan	4,3	2,0%	938,0	1,9%
Tajikistan	6,8	3,2%	717,4	1,5%
Armenia	1,6	0,7%	475,4	1,0%
Georgia	1,8	0,8%	410,3	0,8%
Others	18,0	8,4%	5 052,2	10,3%
<b>Total</b>	<b>214,6</b>	<b>100,0%</b>	<b>48 934,7</b>	<b>100,0%</b>

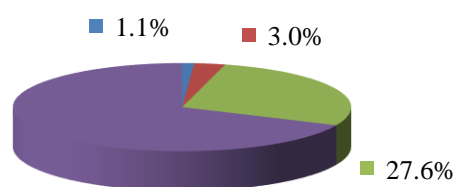
### ***By currencies***

The main share of carried out remittances sent via IMTS was in US dollars (the share of the total number of sent transfers was 59,8%, the share of the total volume of sent transfers was 68,2%) and in Russian rubles (the share of the total number of sent transfers was 35,4%, the share of the total volume of sent transfers was 27,6%).

**Share from the total number of sent remittances**



**Share from the total volume of sent remittances**



### **RECEIVED REMITTANCES (FROM ABROAD)**

In September 2017 to Kazakhstan from abroad via IMTS were transferred 114,5 thousands transaction in the amount of 30 096,6 mln. KZT.

#### ***By IMTS***

IMTS	Number of transactions (in thousands)	Share of the total number of transactions, %	Volume (mln. KZT)	Share of volume, %
Gold Crown	46,1	40,3%	16 810,0	55,9%
Western Union	28,5	24,9%	5 806,4	19,3%
Unistream	4,2	3,7%	1 828,6	6,1%
Faster	8,4	7,3%	1 723,2	5,7%
MoneyGram	6,1	5,3%	1 421,6	4,7%
Blitz	11,3	9,9%	1 395,0	4,6%
Contact	3,2	2,8%	761,7	2,5%
Universal postal Union system	6,0	5,2%	245,9	0,8%
Leader	0,5	0,4%	98,3	0,3%
Blizko	0,1	0,1%	5,9	0,02%
Postal international transfers	0,01	0,01%	0,2	0,001%
<b>Total</b>	<b>114,5</b>	<b>100,0%</b>	<b>30 096,6</b>	<b>100,0%</b>

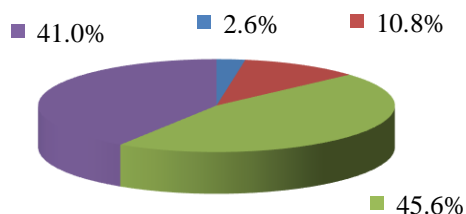
### *By countries*

Country	Number of transactions (in thousands)	Share of the total number of transactions, %	Volume (mln. KZT)	Share of volume, %
Russia	63,6	55,5%	16 480,3	54,8%
Korea	6,8	5,9%	2 693,3	8,9%
Kyrgyzstan	4,8	4,2%	2 323,8	7,7%
Uzbekistan	3,8	3,3%	1 805,5	6,0%
United States	5,2	4,5%	933,0	3,1%
Germany	7,1	6,2%	787,1	2,6%
Turkey	3,8	3,3%	552,7	1,8%
Tajikistan	1,2	1,0%	317,2	1,1%
United Arab Emirates	1,2	1,1%	270,1	0,9%
China	0,4	0,4%	268,6	0,9%
Other	16,6	14,5%	3 665,0	12,2%
<b>Total</b>	<b>114,5</b>	<b>100,0%</b>	<b>30 096,6</b>	<b>100,0%</b>

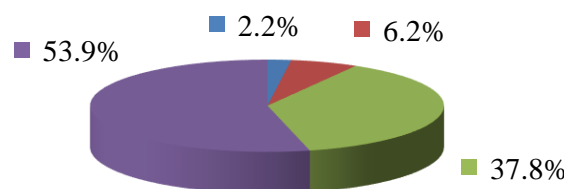
### *By currencies*

Main share of received remittances carried out through IMTS were transferred in US dollars (41,0% of total number of remittances and 53,9% of the total volume) and in Russian rubles (45,6% and 37,8% respectively).

Share from the total number of received remittances



Share from the total volume of received remittances



### **REMITTANCES WITHIN KAZAKHSTAN**

Within Kazakhstan during September 2017 through IMTS were transferred 16,5 thousands transactions in the amount of 1 773,5 mln. KZT.

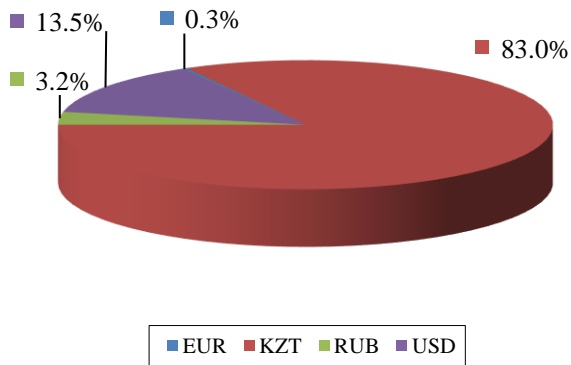
### *By IMTS*

IMTS	Number of transactions (in thousands)	Share of the total number of transactions, %	Volume (mln. KZT)	Share of volume, %
Gold Crown	1,8	11,0%	635,4	35,8%
Faster	5,6	33,7%	534,7	30,1%
Western Union	0,5	3,0%	218,9	12,3%
Blitz	0,8	4,9%	137,5	7,8%

Postal orders	7,5	45,6%	118,4	6,7%
Contact	0,1	0,6%	68,0	3,8%
Quick money transfers without opening a bank account	0,1	0,8%	36,4	2,1%
Unistream	0,1	0,5%	19,3	1,1%
Leader	0,001	0,01%	5,1	0,3%
<b>Total</b>	<b>16,5</b>	<b>100,0%</b>	<b>1 773,5</b>	<b>100,0%</b>

*By currencies*

**Share from the total number of sent remittances**



**Share from the total volume of sent remittances**

