

For October 2017 the volume of remittances transferred via international money transfer systems (hereinafter - IMTS) was 257,6 thousands transactions in the amount of 50 030,2 mln. KZT.

Kazakhstan's commercial banks and JSC «Kazpost» provide to the customers remittances services through IMTS such as the Golden Crown, Western Union, Unistream, Universal Postal Union System, Contact, Faster, MoneyGram, Blizko and others.

IMTS are used by the Kazakhstan's population as for transfers within the country and for sending /receiving money transfers abroad / from abroad.

The share of remittances carried out through IMTS on the territory of Kazakhstan in October 2017 is 6,4% % of the total number of transfers and 3,1% of the total volume of remittances. The share of remittances sent abroad is 93,6% and 96,9% respectively.

CROSS-BORDER REMITTANCES

REMITTANCES SENT ABROAD

For October 2017 via IMTS were transferred abroad 226,8 thousands transactions in the amount of 51 847,7 mln. KZT.

By IMTS

IMTS	Number of transactions (in thousands)	Share of the total number of transactions, %	Volume (mln. KZT)	Share of volume, %
Golden Crown	127,5	56,2%	30 919,7	59,6%
Unistream	23,1	10,2%	5 794,7	11,2%
Western Union	14,8	6,5%	5 098,7	9,8%
Contact	11,7	5,1%	3 508,5	6,8%
Faster	21,3	9,4%	3 127,6	6,0%
Blitz	20,6	9,1%	2 343,7	4,5%
MoneyGram	2,0	0,9%	661,7	1,3%
Universal Postal Union System	5,2	2,3%	291,8	0,6%
Leader	0,6	0,2%	97,1	0,2%
Blizko	0,01	0,004%	4,2	0,01%
Total	226,8	100,0%	51 847,7	100,0%

By countries

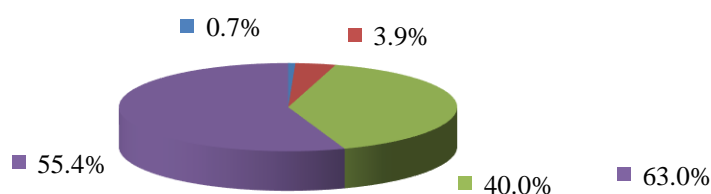
Country	Number of transactions (in thousands)	Share of the total number of transactions, %	Volume (mln. KZT)	Share of volume, %
Russia	94,8	41,8%	19 796,9	38,2%
Uzbekistan	58,7	25,9%	10 050,1	19,4%
Kyrgyzstan	21,7	9,5%	5 374,8	10,4%
Turkey	9,7	4,3%	4 227,5	8,2%
China	2,8	1,2%	3 107,1	6,0%

Azerbaijan	4,3	1,9%	976,8	1,9%
Tajikistan	8,1	3,6%	925,4	1,8%
Ukraine	4,3	1,9%	837,4	1,6%
Armenia	1,8	0,8%	745,5	1,4%
Georgia	1,7	0,8%	382,2	0,7%
Others	18,9	8,3%	5 424,0	10,5%
Total	226,8	100,0%	51 847,7	100,0%

By currencies

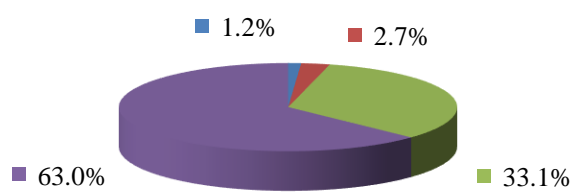
The main share of carried out remittances sent via IMTS was in US dollars (the share of the total number of sent transfers was 55,4%, the share of the total volume of sent transfers was 63,0%) and in Russian rubles (the share of the total number of sent transfers was 40,0%, the share of the total volume of sent transfers was 33,1%).

Share from the total number of sent remittances



■ EUR ■ KZT ■ RUB ■ USD

Share from the total volume of sent remittances



■ EUR ■ KZT ■ RUB ■ USD

RECEIVED REMITTANCES (FROM ABROAD)

In October 2017 to Kazakhstan from abroad via IMTS were transferred 117,4 thousands transaction in the amount of 28 364,4 mln. KZT.

By IMTS

IMTS	Number of transactions (in thousands)	Share of the total number of transactions, %	Volume (mln. KZT)	Share of volume, %
Gold Crown	51,6	43,9%	16 783,3	59,2%
Western Union	20,2	17,2%	3 604,8	12,7%
Unistream	5,2	4,4%	2 109,4	7,4%
Faster	9,3	7,9%	1 808,1	6,4%
MoneyGram	6,6	5,6%	1 448,2	5,1%
Blitz	12,5	10,6%	1 432,7	5,1%
Contact	3,4	2,9%	773,5	2,7%
Universal postal Union system	7,8	6,7%	256,9	0,9%
Leader	0,6	0,5%	138,0	0,5%
Blizko	0,1	0,1%	9,0	0,03%
Postal international transfers	0,01	0,01%	0,6	0,002%
Total	117,4	100,0%	28 364,4	100,0%

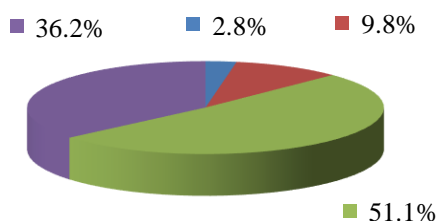
By countries

Country	Number of transactions (in thousands)	Share of the total number of transactions, %	Volume (mln. KZT)	Share of volume, %
Russia	69,6	59,3%	16 066,8	56,6%
Kyrgyzstan	5,1	4,4%	2 596,5	9,2%
Korea	4,0	3,4%	1 578,6	5,6%
Uzbekistan	4,1	3,5%	1 565,2	5,5%
United States	4,5	3,8%	760,3	2,7%
Germany	5,9	5,0%	602,4	2,1%
Turkey	3,4	2,9%	477,5	1,7%
Georgia	1,7	1,5%	436,3	1,5%
Tajikistan	1,1	1,0%	357,4	1,3%
United Arab Emirates	1,0	0,9%	269,1	0,9%
Other	16,9	14,4%	3 654,3	12,9%
Total	117,4	100,0%	28 364,4	100,0%

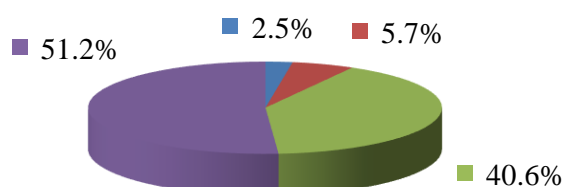
By currencies

Main share of received remittances carried out through IMTS were transferred in US dollars (36,2% of total number of remittances and 51,2% of the total volume) and in Russian rubles (51,1% and 40,6% respectively).

Share from the total number of received remittances



Share from the total volume of received remittances



REMITTANCES WITHIN KAZAKHSTAN

Within Kazakhstan during October 2017 through IMTS were transferred 30,7 thousands transactions in the amount of 5 182,5 mln. KZT.

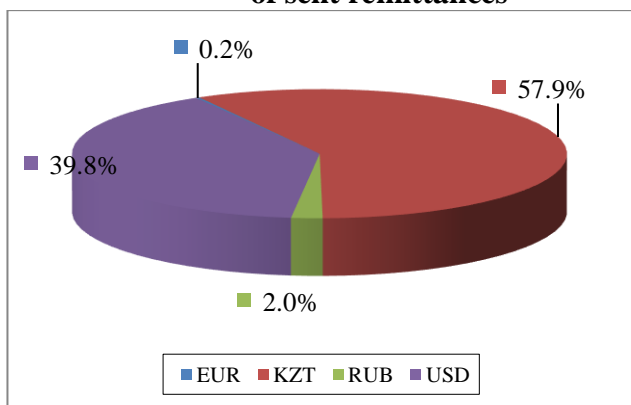
By IMTS

IMTS	Number of transactions (in thousands)	Share of the total number of transactions, %	Volume (mln. KZT)	Share of volume, %
Western Union	11,5	37,3%	3 579,0	69,1%
Gold Crown	2,1	6,7%	647,8	12,5%
Faster	5,8	18,9%	535,5	10,3%
Postal orders	10,2	33,2%	142,6	2,8%

Blitz	0,9	2,8%	130,8	2,5%
Contact	0,1	0,3%	82,9	1,6%
Quick money transfers without opening a bank account	0,1	0,5%	29,2	0,6%
Unistream	0,1	0,3%	24,5	0,5%
Leader	0,003	0,01%	10,2	0,2%
Total	30,7	100,0%	5 182,5	100,0%

By currencies

Share from the total number of sent remittances



Share from the total volume of sent remittances

