

For February 2018 the volume of remittances transferred via international money transfer systems (hereinafter - IMTS) was 211,3 thousands transactions in the amount of 42 791,7 mln. KZT.

Kazakhstan's commercial banks and JSC «Kazpost» provide to the customers remittances services through IMTS such as the Golden Crown, Western Union, Unistream, Leader, Contact, Faster, MoneyGram, Blizko and others IMTS.

IMTS are used by the Kazakhstan's population as for transfers within the country and for sending /receiving money transfers abroad / from abroad.

The share of remittances carried out through IMTS on the territory of Kazakhstan in February 2018 is 12,9% of the total number of transfers and 15,9% of the total volume of remittances. The share of remittances sent abroad is 87,1% and 84,1% respectively.

CROSS-BORDER REMITTANCES

REMMITANCES SENT ABROAD

For February 2018 via IMTS were transferred abroad 183,9 thousands transactions in the amount of 36 007,6 mln. KZT.

By IMTS

IMTS	Number of transactions (in thousands)	Share of the total number of transactions, %	Volume (mln. KZT)	Share of volume, %
Golden Crown	101,0	54,9%	21 233,3	59,0%
Western Union	19,0	10,4%	4 622,1	12,8%
Faster	15,5	8,4%	1 930,9	5,4%
Unistream	15,0	8,1%	3 541,5	9,8%
Contact	7,7	4,2%	1 776,7	4,9%
MoneyGram	1,6	0,9%	367,8	1,0%
Leader	0,01	0,007%	0,9	0,003%
Blizko	0,003	0,002%	0,1	0,0004%
Other money transfer systems	24,2	13,1%	2 534,3	7,0%
Total	183,9	100,0%	36 007,6	100,0%

By countries

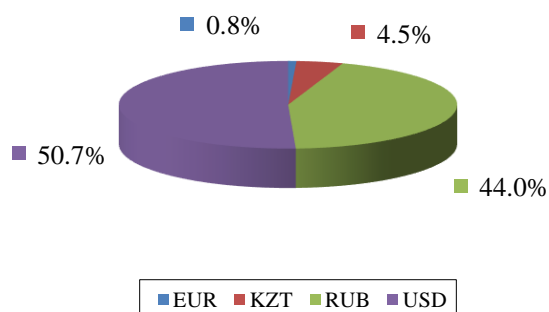
Country	Number of transactions (in thousands)	Share of the total number of transactions, %	Volume (mln. KZT)	Share of volume, %
Russia	89,9	48,9%	17 184,5	47,7%
Uzbekistan	37,9	20,6%	3 979,0	11,1%
Kyrgyzstan	17,9	9,7%	3 928,8	10,9%
Turkey	10,6	5,8%	4 320,1	12,0%
Tajikistan	5,8	3,2%	473,1	1,3%
Ukraine	5,8	3,1%	1 062,4	3,0%

Azerbaijan	3,9	2,1%	809,6	2,2%
Georgia	1,7	0,9%	303,6	0,8%
Belarus	1,6	0,9%	340,6	0,9%
China	1,2	0,6%	1 367,7	3,8%
Others	7,8	4,2%	2 238,2	6,2%
Total	183,9	100,0%	36 007,6	100,0%

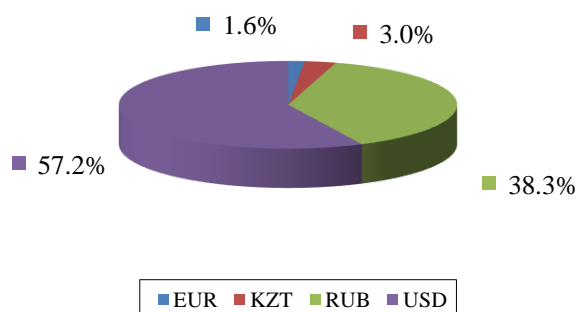
By currencies

The main share of carried out remittances sent via IMTS was in US dollars (the share of the total number of sent transfers was 50,7%, the share of the total volume of sent transfers was 57,2%) and in Russian rubles (the share of the total number of sent transfers was 44,0%, the share of the total volume of sent transfers was 38,3%).

Share from the total number of sent remittances



Share from the total volume of sent remittances



RECEIVED REMITTANCES (FROM ABROAD)

In February 2018 to Kazakhstan from abroad via IMTS were transferred 98,1 thousands transaction in the amount of 18 923,8 mln. KZT.

By IMTS

IMTS	Number of transactions (in thousands)	Share of the total number of transactions, %	Volume (mln. KZT)	Share of volume, %
Gold Crown	39,8	40,6%	9 093,6	48,1%
Western Union	27,4	27,9%	4 749,5	25,1%
Faster	8,0	8,2%	1 375,1	7,3%
MoneyGram	7,1	7,2%	1 496,2	7,9%
Unistream	4,1	4,2%	1 246,0	6,6%
Contact	2,9	2,9%	642,0	3,4%
Leader	0,2	0,2%	54,7	0,3%
Blizko	0,1	0,1%	4,9	0,03%
Other money transfer systems	8,5	8,7%	261,8	1,4%
Total	98,1	100,0%	18 923,8	100,0%

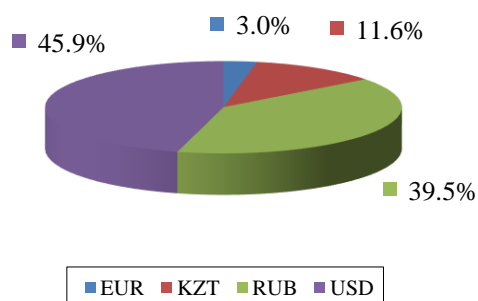
By countries

Country	Number of transactions (in thousands)	Share of the total number of transactions, %	Volume (mln. KZT)	Share of volume, %
Russia	49,5	50,5%	8 069,3	42,6%
Korea	7,7	7,9%	2 681,7	14,2%
Germany	7,5	7,7%	722,0	3,8%
Uzbekistan	5,5	5,6%	1 694,4	9,0%
United States	5,0	5,1%	777,9	4,1%
Kyrgyzstan	4,9	5,0%	1 978,8	10,5%
Turkey	3,8	3,9%	539,4	2,9%
United Arab Emirates	1,3	1,4%	269,8	1,4%
Ukraine	1,3	1,3%	123,8	0,7%
Tajikistan	1,3	1,3%	376,6	2,0%
Other	10,1	10,3%	1 690,1	8,9%
Total	98,1	100,0%	18 923,8	100,0%

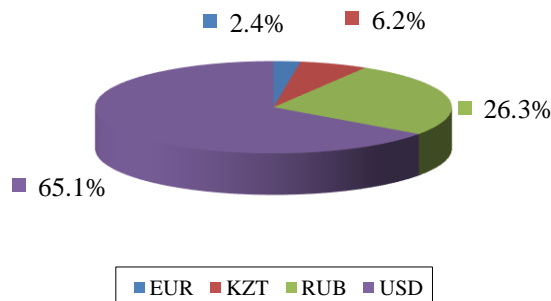
By currencies

Main share of received remittances carried out through IMTS were transferred in US dollars (45,9% of total number of remittances and 65,1% of the total volume) and in Russian rubles (39,5% and 26,3% respectively).

Share from the total number of received remittances



Share from the total volume of received remittances



REMITTANCES WITHIN KAZAKHSTAN

Within Kazakhstan during February 2018 through IMTS were transferred 27,3 thousands transactions in the amount of 6 784,1 mln. KZT.

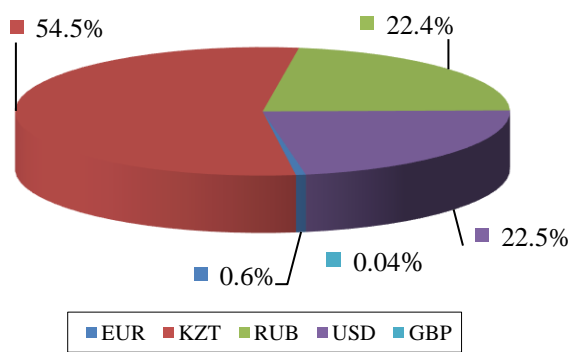
By IMTS

IMTS	Number of transactions (in thousands)	Share of the total number of transactions, %	Volume (mln. KZT)	Share of volume, %
Gold Crown	11,3	41,2%	1 773,5	26,1%
Faster	4,0	14,8%	328,5	4,8%
Western Union	0,8	2,9%	239,2	3,5%
Unistream	0,6	2,1%	161,4	2,4%

Contact	0,2	0,6%	88,9	1,3%
MoneyGram	0,01	0,04%	4,5	0,1%
Leader	0,001	0,004%	0,001	0,00001%
Other money transfer systems	10,5	38,3%	4 188,1	61,7%
Total	27,3	100,0%	6 784,1	100,0%

By currencies

Share from the total number of sent remittances



Share from the total volume of sent remittances

