

For April 2018 the volume of remittances transferred via international money transfer systems (hereinafter - IMTS) was 255,1 thousands transactions in the amount of 54 134,3 mln. KZT.

Kazakhstan's commercial banks and JSC «Kazpost» provide to the customers remittances services through IMTS such as the Golden Crown, Western Union, Unistream, Leader, Contact, Faster, MoneyGram, Blizko and others IMTS.

IMTS are used by the Kazakhstan's population as for transfers within the country and for sending /receiving money transfers abroad / from abroad.

The share of remittances carried out through IMTS on the territory of Kazakhstan in April 2018 is 11,7% of the total number of transfers and 15,7% of the total volume of remittances. The share of remittances sent abroad is 88,3% and 84,3% respectively.

CROSS-BORDER REMITTANCES

REMMITANCES SENT ABROAD

For April 2018 via IMTS were transferred abroad 225,3 thousands transactions in the amount of 45 629,2 mln. KZT.

By IMTS

IMTS	Number of transactions (in thousands)	Share of the total number of transactions, %	Volume (mln. KZT)	Share of volume, %
Golden Crown	132,9	59,0%	27 569,5	60,4%
Western Union	23,7	10,5%	6 733,7	14,8%
Faster	18,3	8,1%	2 371,7	5,2%
Unistream	14,1	6,3%	3 837,7	8,4%
Contact	9,7	4,3%	2 204,8	4,8%
MoneyGram	1,8	0,8%	383,7	0,8%
Leader	0,01	0,004%	8,5	0,02%
Blizko	0,01	0,003%	0,3	0,001%
Other money transfer systems	24,7	11,0%	2 519,4	5,5%
Total	225,3	100,0%	45 629,2	100,0%

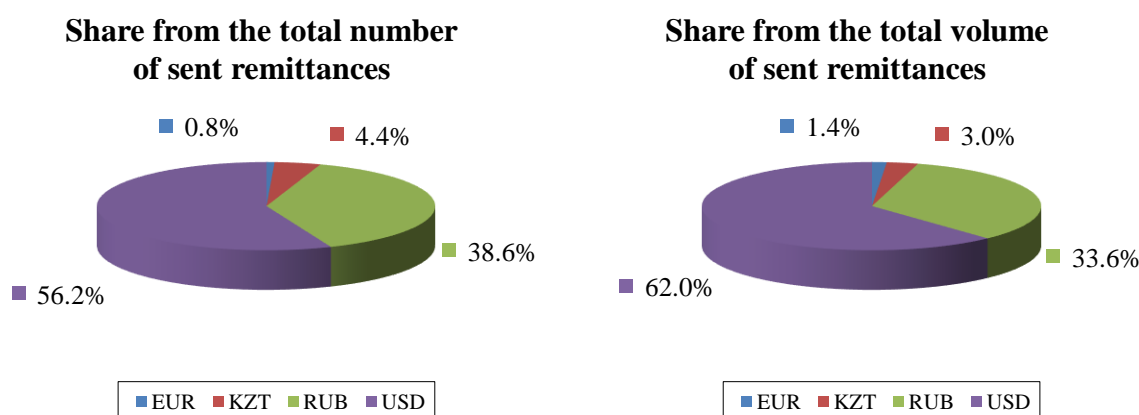
By countries

Country	Number of transactions (in thousands)	Share of the total number of transactions, %	Volume (mln. KZT)	Share of volume, %
Russia	97,0	43,1%	19 629,9	43,0%
Uzbekistan	57,5	25,5%	7 102,9	15,6%
Kyrgyzstan	22,2	9,9%	4 656,9	10,2%
Turkey	14,2	6,3%	5 426,5	11,9%
Tajikistan	8,4	3,8%	699,9	1,5%
Ukraine	6,1	2,7%	1 108,5	2,4%

Azerbaijan	4,5	2,0%	962,5	2,1%
China	3,4	1,5%	2 885,6	6,3%
Georgia	1,9	0,9%	378,5	0,8%
Belarus	1,7	0,8%	396,4	0,9%
Others	8,2	3,6%	2 381,6	5,2%
Total	225,3	100,0%	45 629,2	100,0

By currencies

The main share of carried out remittances sent via IMTS was in US dollars (the share of the total number of sent transfers was 56,2%, the share of the total volume of sent transfers was 62,0%) and in Russian rubles (the share of the total number of sent transfers was 38,6%, the share of the total volume of sent transfers was 33,6%).



RECEIVED REMITTANCES (FROM ABROAD)

In April 2018 to Kazakhstan from abroad via IMTS were transferred 110,1 thousands transaction in the amount of 23 020,7 mln. KZT.

By IMTS

IMTS	Number of transactions (in thousands)	Share of the total number of transactions, %	Volume (mln. KZT)	Share of volume, %
Gold Crown	43,8	39,8%	10 636,6	46,2%
Western Union	31,5	28,6%	5 876,5	25,5%
MoneyGram	8,3	7,5%	1 942,2	8,4%
Faster	8,0	7,3%	1 304,8	5,7%
Contact	5,8	5,3%	1 320,7	5,7%
Unistream	5,0	4,6%	1 672,8	7,3%
Leader	0,1	0,1%	17,4	0,1%
Blizko	0,1	0,1%	9,7	0,04%
Other money transfer systems	7,5	6,8%	239,9	1,0%
Total	110,1	100,0%	23 020,7	100,0%

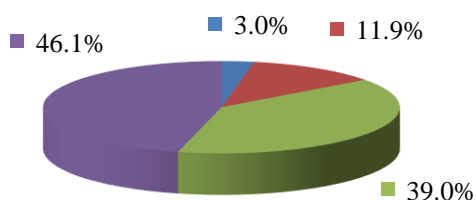
By countries

Country	Number of transactions (in thousands)	Share of the total number of transactions, %	Volume (mln. KZT)	Share of volume, %
Russia	55,5	50,4%	10 232,7	44,5%
Korea	10,9	9,9%	3 929,2	17,1%
Germany	8,2	7,4%	852,0	3,7%
United States	5,6	5,0%	939,1	4,1%
Kyrgyzstan	5,4	4,9%	2 152,0	9,3%
Uzbekistan	4,9	4,4%	1 489,3	6,5%
Turkey	4,1	3,7%	551,7	2,4%
Ukraine	1,4	1,3%	148,0	0,6%
Tajikistan	1,3	1,2%	434,6	1,9%
United Arab Emirates	1,3	1,2%	265,0	1,2%
Other	11,6	10,5%	2 027,1	8,8%
Total	110,1	100,0%	23 020,7	100,0%

By currencies

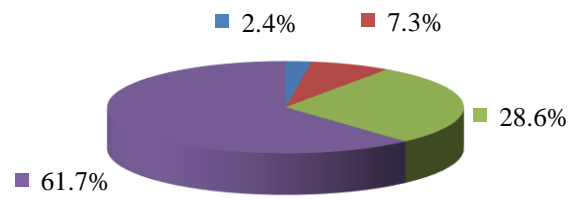
Main share of received remittances carried out through IMTS were transferred in US dollars (46,1 % of total number of remittances and 61,7 % of the total volume) and in Russian rubles (39,0 % and 28,6 % respectively).

Share from the total number of received remittances



■ EUR ■ KZT ■ RUB ■ USD

Share from the total volume of received remittances



■ EUR ■ KZT ■ RUB ■ USD

REMITTANCES WITHIN KAZAKHSTAN

Within Kazakhstan during April 2018 through IMTS were transferred 29,8 thousands transactions in the amount of 8 505,1 mln. KZT.

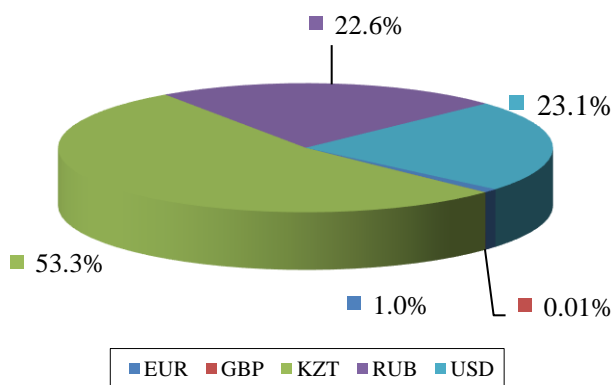
By IMTS

IMTS	Number of transactions (in thousands)	Share of the total number of transactions, %	Volume (mln. KZT)	Share of volume, %
Gold Crown	12,5	42,0%	1 973,9	23,2%

Faster	3,8	12,6%	328,3	3,9%
Western Union	0,6	2,1%	218,9	2,6%
Contact	0,2	0,7%	83,0	1,0%
Unistream	0,3	1,0%	49,3	0,6%
Other money transfer systems	12,4	41,5%	5 851,7	68,8%
Total	29,8	100,0%	8 505,1	100,0%

By currencies

Share from the total number of sent remittances



Share from the total volume of sent remittances

