

For May 2018 the volume of remittances transferred via international money transfer systems (hereinafter - IMTS) was 282,1 thousands transactions in the amount of 59 115,3 mln. KZT.

Kazakhstan's commercial banks and JSC «Kazpost» provide to the customers remittances services through IMTS such as the Golden Crown, Western Union, Unistream, Leader, Contact, Faster, MoneyGram, Blizko and others IMTS.

IMTS are used by the Kazakhstan's population as for transfers within the country and for sending /receiving money transfers abroad / from abroad.

The share of remittances carried out through IMTS on the territory of Kazakhstan in May 2018 is 9,4% of the total number of transfers and 10,2% of the total volume of remittances. The share of remittances sent abroad is 90,6% and 89,8% respectively.

CROSS-BORDER REMITTANCES

REMMITANCES SENT ABROAD

For May 2018 via IMTS were transferred abroad 254,8 thousands transactions in the amount of 52 923,7 mln. KZT.

By IMTS

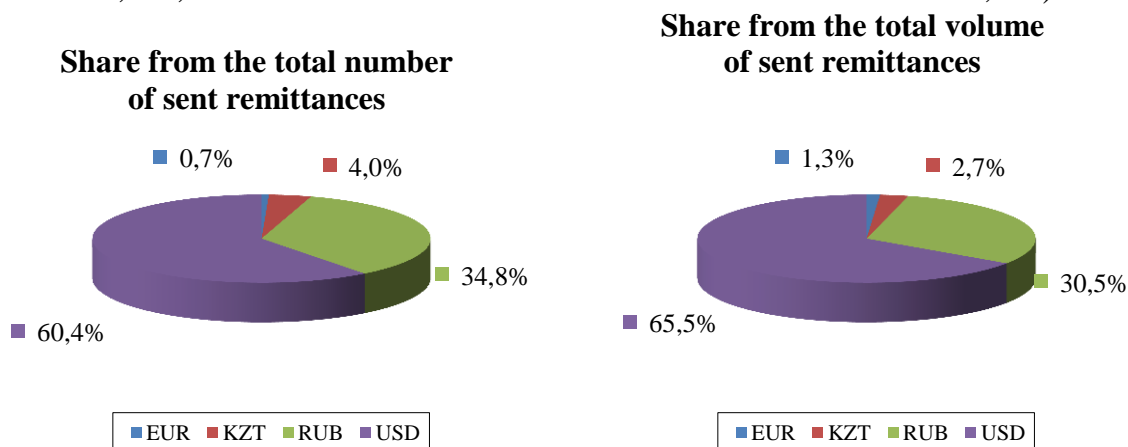
IMTS	Number of transactions (in thousands)	Share of the total number of transactions, %	Volume (mln. KZT)	Share of volume, %
Golden Crown	159,5	62,6%	34 007,5	64,3%
Western Union	25,2	9,9%	7 454,1	14,1%
Faster	19,1	7,5%	2 585,2	4,9%
Unistream	16,8	6,6%	3 990,8	7,5%
Contact	8,9	3,5%	2 121,4	4,0%
MoneyGram	1,7	0,7%	325,1	0,6%
Blizko	0,002	0,0008%	0,07	0,0001%
Other money transfer systems	23,5	9,2%	2 439,6	4,6%
Total	254,8	100,0%	52 923,7	100,0%

By countries

Country	Number of transactions (in thousands)	Share of the total number of transactions, %	Volume (mln. KZT)	Share of volume, %
Russia	97,2	38,2%	19 778,2	37,4%
Uzbekistan	76,4	30,0%	11 775,7	22,3%
Turkey	16,4	6,4%	6 126,2	11,6%
Kyrgyzstan	26,0	10,2%	5 211,6	9,8%
China	3,5	1,4%	3 296,9	6,2%
Ukraine	6,0	2,4%	1 125,6	2,1%
Tajikistan	11,2	4,4%	1 123,9	2,1%
Azerbaijan	5,2	2,0%	1 007,9	1,9%
Armenia	1,7	0,7%	590,8	1,1%
Georgia	2,2	0,9%	546,4	1,0%
Others	9,0	3,5%	2 340,6	4,4%
Total	254,8	100,0%	52 923,7	100,0

By currencies

The main share of carried out remittances sent via IMTS was in US dollars (the share of the total number of sent transfers was 60,4%, the share of the total volume of sent transfers was 65,5%) and in Russian rubles (the share of the total number of sent transfers was 34,8%, the share of the total volume of sent transfers was 30,5%).



RECEIVED REMITTANCES (FROM ABROAD)

In May 2018 to Kazakhstan from abroad via IMTS were transferred 119,5 thousands transaction in the amount of 28 563,1 mln. KZT.

By IMTS

IMTS	Number of transactions (in thousands)	Share of the total number of transactions, %	Volume (mln. KZT)	Share of volume, %
Gold Crown	50,8	42,5%	14 788,2	51,8%
Western Union	33,6	28,2%	6 625,1	23,2%
MoneyGram	9,7	8,1%	2 353,7	8,2%
Faster	7,9	6,6%	1 308,9	4,6%
Contact	5,9	4,9%	1 495,4	5,2%
Unistream	5,3	4,5%	1 763,3	6,2%
Blizko	0,1	0,1%	5,4	0,02%
Other money transfer systems	6,1	5,1%	223,1	51,8%
Total	119,5	100,0%	28 563,1	100,0%

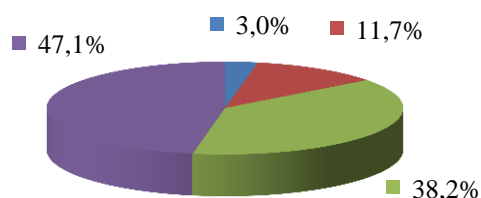
By countries

Country	Number of transactions (in thousands)	Share of the total number of transactions, %	Volume (mln. KZT)	Share of volume, %
Russia	59,2	49,6%	13 953,0	48,8%
Korea	12,8	10,8%	4 771,6	16,7%
Kyrgyzstan	5,9	4,9%	2 415,0	8,5%
Uzbekistan	5,4	4,5%	1 605,7	5,6%
United States	6,2	5,2%	1 055,8	3,7%
Germany	8,2	6,9%	898,6	3,1%
Tajikistan	1,6	1,4%	579,2	2,0%
Turkey	4,5	3,7%	575,9	2,0%
United Arab Emirates	1,4	1,2%	275,4	1,0%
Belarus	0,7	0,6%	240,3	0,8%
Other	13,5	11,3%	2 192,6	7,7%
Total	119,5	100,0%	28 563,1	100,0%

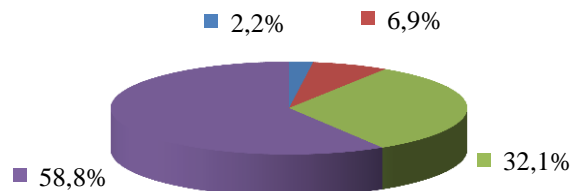
By currencies

Main share of received remittances carried out through IMTS were transferred in US dollars (47,1 % of total number of remittances and 58,8 % of the total volume) and in Russian rubles (38,2 % and 32,1 % respectively).

Share from the total number of received remittances



Share from the total volume of received remittances



REMITTANCES WITHIN KAZAKHSTAN

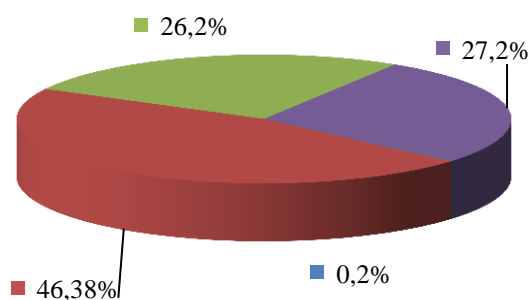
Within Kazakhstan during May 2018 through IMTS were transferred 26,4 thousands transactions in the amount of 6 035,1 mln. KZT.

By IMTS

IMTS	Number of transactions (in thousands)	Share of the total number of transactions, %	Volume (mln. KZT)	Share of volume, %
Gold Crown	14,2	53,8%	2 234,5	37,0%
Faster	3,4	13,0%	303,8	5,0%
Western Union	0,5	1,8%	191,0	3,2%
Contact	0,1	0,3%	36,5	0,6%
Unistream	0,3	1,0%	20,3	0,3%
Other money transfer systems	7,9	30,0%	3 248,9	53,8%
Total	26,4	100,0%	6 035,1	100,0%

By currencies

Share from the total number of sent remittances



Share from the total volume of sent remittances

