

For June 2018 the volume of remittances transferred via international money transfer systems (hereinafter - IMTS) was 273,8 thousands transactions in the amount of 59 514,3 mln. KZT.

Kazakhstan's commercial banks and JSC «Kazpost» provide to the customers remittances services through IMTS such as the Golden Crown, Western Union, Unistream, Leader, Contact, Faster, MoneyGram, Blizko and others IMTS.

IMTS are used by the Kazakhstan's population as for transfers within the country and for sending /receiving money transfers abroad / from abroad.

The share of remittances carried out through IMTS on the territory of Kazakhstan in May 2018 is 9,4% of the total number of transfers and 10,2% of the total volume of remittances. The share of remittances sent abroad is 90,6% and 89,8% respectively.

CROSS-BORDER REMITTANCES

REMMITANCES SENT ABROAD

For June 2018 via IMTS were transferred abroad 248,2 thousands transactions in the amount of 53 447,6 mln. KZT.

By IMTS

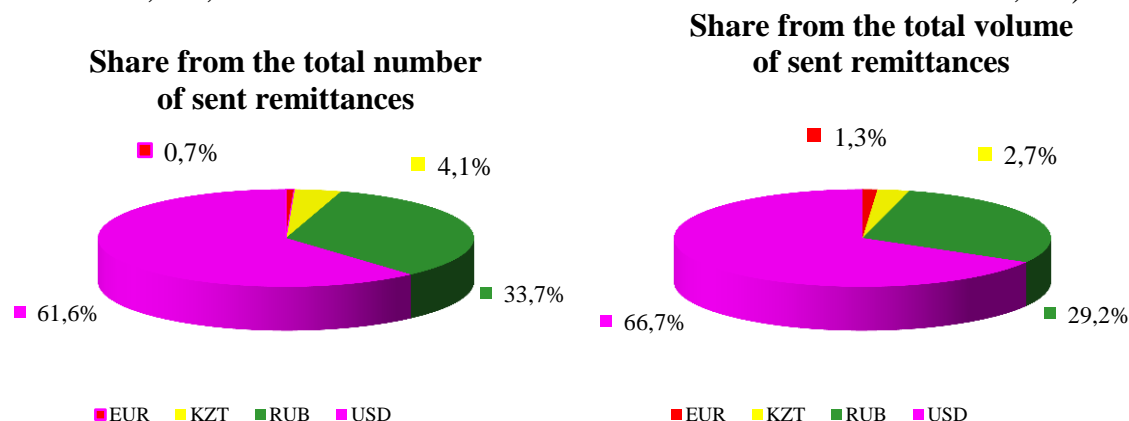
IMTS	Number of transactions (in thousands)	Share of the total number of transactions, %	Volume (mln. KZT)	Share of volume, %
Golden Crown	158,7	63,9%	35 225,5	65,9%
Western Union	24,0	9,7%	7 283,6	13,6%
Faster	18,0	7,2%	2 575,0	4,8%
Unistream	15,4	6,2%	3 919,0	7,3%
Contact	7,8	3,2%	1 677,5	3,1%
MoneyGram	1,9	0,8%	412,4	0,8%
Blizko	0,006	0,0%	0,2	0,0%
Other money transfer systems	22,2	9,0%	2 354,5	4,4%
Total	248,2	100,0%	53 447,6	100,0%

By countries

Country	Number of transactions (in thousands)	Share of the total number of transactions, %	Volume (mln. KZT)	Share of volume, %
Russia	91,3	36,8%	19 260,1	36,0%
Uzbekistan	77,7	31,3%	13 383,5	25,0%
Turkey	14,1	5,7%	5 077,3	9,5%
Kyrgyzstan	27,2	11,0%	5 570,2	10,4%
China	3,5	1,4%	3 480,7	6,5%
Ukraine	5,3	2,1%	1 050,3	2,0%
Tajikistan	11,7	4,7%	1 046,5	2,0%
Azerbaijan	5,1	2,1%	964,4	1,8%
Armenia	1,9	0,8%	808,4	1,5%
Georgia	2,1	0,9%	515,0	1,0%
Others	8,3	3,3%	2 291,3	4,3%
Total	248,2	100,0%	53 447,6	100,0%

By currencies

The main share of carried out remittances sent via IMTS was in US dollars (the share of the total number of sent transfers was 61,6%, the share of the total volume of sent transfers was 66,7%) and in Russian rubles (the share of the total number of sent transfers was 33,7%, the share of the total volume of sent transfers was 29,2%).



RECEIVED REMITTANCES (FROM ABROAD)

In June 2018 to Kazakhstan from abroad via IMTS were transferred 135,7 thousands transaction in the amount of 36 357,4 mln. KZT.

By IMTS

IMTS	Number of transactions (in thousands)	Share of the total number of transactions, %	Volume (mln. KZT)	Share of volume, %
Gold Crown	56,7	41,8%	19 978,6	55,0%
Western Union	33,5	24,7%	7 003,6	19,3%
MoneyGram	10,0	7,4%	2 642,8	7,3%
Faster	7,2	5,3%	1 396,7	3,8%
Contact	5,6	4,1%	2 220,4	6,1%
Unistream	5,1	3,7%	1 528,1	4,2%
Blizko	0,1	0,1%	10,3	0,0%
Other money transfer systems	17,5	12,9%	1 576,9	4,3%
Total	135,7	100,0%	36 357,4	100,0%

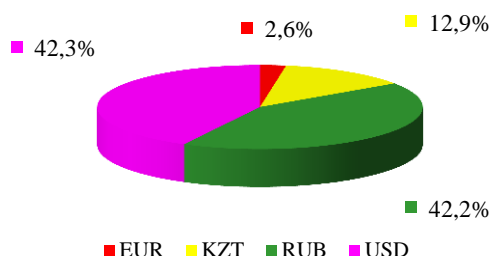
By countries

Country	Number of transactions (in thousands)	Share of the total number of transactions, %	Volume (mln. KZT)	Share of volume, %
Russia	75,2	55,4%	20 561,8	56,55%
Korea	13,8	10,2%	5 503,7	15,14%
Kyrgyzstan	6,0	4,5%	2 599,0	7,15%
Uzbekistan	5,5	4,0%	1 821,5	5,01%
United States	6,0	4,4%	1 106,7	3,04%
Germany	7,8	5,8%	859,0	2,36%
Tajikistan	1,2	0,9%	459,1	1,26%
Turkey	4,8	3,5%	628,4	1,73%
United Arab Emirates	1,4	1,0%	307,6	0,85%
Belarus	0,7	0,5%	237,4	0,65%
Other	13,3	9,8%	2 273,2	6,25%
Total	135,7	100,0%	36 357,4	100,00%

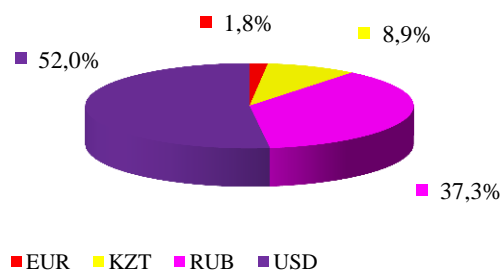
By currencies

Main share of received remittances carried out through IMTS were transferred in US dollars (42,3 % of total number of remittances and 52,0% of the total volume) and in Russian rubles (42,2% and 37,3% respectively).

Share from the total number of received remittances



Share from the total volume of received remittances



REMITTANCES WITHIN KAZAKHSTAN

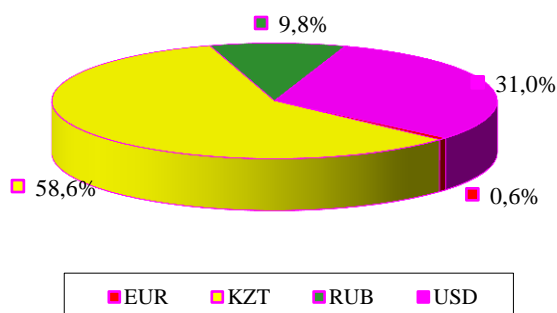
Within Kazakhstan during May 2018 through IMTS were transferred 25,6 thousands transactions in the amount of 6 066,6 mln. KZT.

By IMTS

IMTS	Number of transactions (in thousands)	Share of the total number of transactions, %	Volume (mln. KZT)	Share of volume, %
Gold Crown	12,8	49,8%	2 161,7	35,6%
Faster	2,9	11,3%	272,0	4,5%
Western Union	0,6	2,5%	271,0	4,5%
Contact	0,3	1,1%	143,3	2,4%
Unistream	0,4	1,5%	101,3	1,7%
Other money transfer systems	8,6	33,7%	3 117,4	51,4%
Total	25,6	100,0%	6 066,6	100,0%

By currencies

Share from the total number of sent remittances



Share from the total volume of sent remittances

