

For July 2018 the volume of remittances transferred via international money transfer systems (hereinafter - IMTS) was 267,9 thousands transactions in the amount of 62 994,5 mln. KZT.

Kazakhstan's commercial banks and JSC «Kazpost» provide to the customers remittances services through IMTS such as the Golden Crown, Western Union, Unistream, Leader, Contact, Faster, MoneyGram, Blizko and others IMTS.

IMTS are used by the Kazakhstan's population as for transfers within the country and for sending /receiving money transfers abroad / from abroad.

The share of remittances carried out through IMTS on the territory of Kazakhstan in July 2018 is 10,2% of the total number of transfers and 9,6% of the total volume of remittances. The share of remittances sent abroad is 89,8% and 90,4% respectively.

## CROSS-BORDER REMITTANCES

### REMMITANCES SENT ABROAD

For July 2018 via IMTS were transferred abroad 240,5 thousands transactions in the amount of 56 949,3 mln. KZT.

#### *By IMTS*

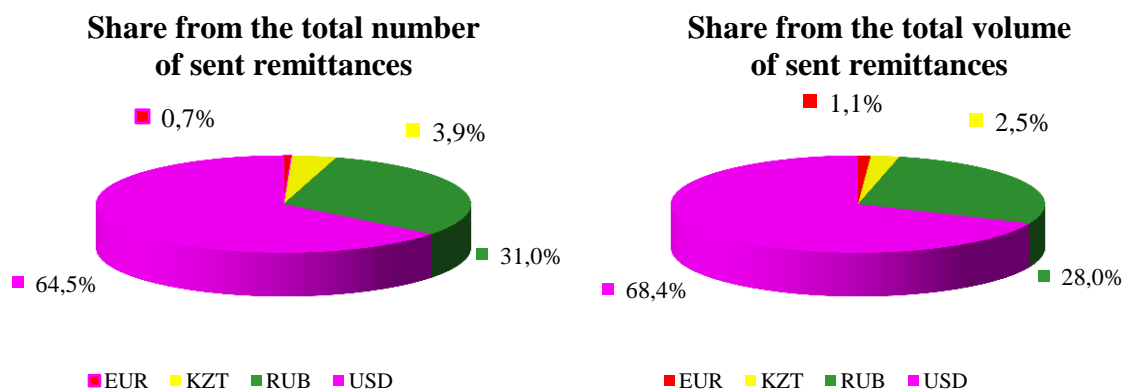
IMTS	Number of transactions (in thousands)	Share of the total number of transactions, %	Volume (mln. KZT)	Share of volume, %
Golden Crown	161,5	67,2%	38 528,1	67,7%
Western Union	23,7	9,8%	7 961,5	14,0%
Unistream	14,0	5,8%	4 320,8	7,6%
Faster	12,8	5,3%	2 092,6	3,7%
Contact	6,5	2,7%	1 365,8	2,4%
MoneyGram	1,8	0,8%	423,3	0,7%
Blizko	0,003	0,001%	0,2	0,0003%
Other money transfer systems	20,2	8,4%	2 257,1	4,0%
<b>Total</b>	<b>240,5</b>	<b>100,0%</b>	<b>56 949,3</b>	<b>100,0%</b>

#### *By countries*

Country	Number of transactions (in thousands)	Share of the total number of transactions, %	Volume (mln. KZT)	Share of volume, %
Russia	81,5	33,9%	19 385,2	34,0%
Uzbekistan	80,3	33,4%	14 464,1	25,4%
Kyrgyzstan	27,1	11,3%	6 303,6	11,1%
Turkey	13,4	5,6%	5 526,3	9,7%
Tajikistan	11,7	4,8%	1 206,9	2,1%
Azerbaijan	5,4	2,2%	1 000,6	1,8%
Ukraine	5,1	2,1%	1 137,2	2,0%
China	4,1	1,7%	4 187,6	7,4%
Georgia	2,2	0,9%	593,9	1,0%
Armenia	2,0	0,9%	850,9	1,5%
Others	7,8	3,2%	2 293,1	4,0%
<b>Total</b>	<b>240,5</b>	<b>100,0%</b>	<b>56 949,3</b>	<b>100,0%</b>

### *By currencies*

The main share of carried out remittances sent via IMTS was in US dollars (the share of the total number of sent transfers was 64,5%, the share of the total volume of sent transfers was 68,4%) and in Russian rubles (the share of the total number of sent transfers was 31,0%, the share of the total volume of sent transfers was 28,0%).



### **RECEIVED REMITTANCES (FROM ABROAD)**

In July 2018 to Kazakhstan from abroad via IMTS were transferred 136,6 thousands transaction in the amount of 39 040,2 mln. KZT.

### *By IMTS*

IMTS	Number of transactions (in thousands)	Share of the total number of transactions, %	Volume (mln. KZT)	Share of volume, %
Gold Crown	60,2	44,0%	22 829,0	58,5%
Western Union	31,7	23,2%	6 686,7	17,1%
MoneyGram	10,4	7,6%	2 874,3	7,4%
Unistream	5,8	4,2%	2 207,4	5,7%
Faster	5,7	4,2%	1 368,2	3,5%
Contact	4,7	3,5%	1 419,1	3,6%
Blizko	0,1	0,1%	12,5	0,03%
Other money transfer systems	18,0	13,2%	1 643,0	4,2%
<b>Total</b>	<b>136,6</b>	<b>100,0%</b>	<b>39 040,2</b>	<b>100,0%</b>

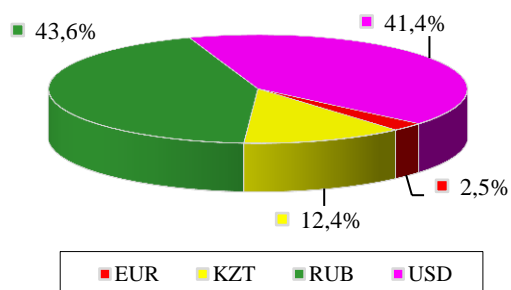
### *By countries*

Country	Number of transactions (in thousands)	Share of the total number of transactions, %	Volume (mln. KZT)	Share of volume, %
Russia	77,6	56,8%	23 149,9	59,3%
Korea	13,4	9,8%	5 165,0	13,2%
Germany	7,3	5,4%	835,5	2,1%
United States	6,0	4,4%	1 202,9	3,1%
Kyrgyzstan	5,9	4,3%	2 531,5	6,5%
Uzbekistan	5,7	4,2%	2 012,2	5,2%
Turkey	4,7	3,5%	686,0	1,8%
Ukraine	1,5	1,1%	161,9	0,4%
United Arab Emirates	1,4	1,0%	269,4	0,7%
Tajikistan	1,2	0,9%	504,6	1,3%
Other	11,9	8,7%	2 521,2	6,5%
<b>Total</b>	<b>136,6</b>	<b>100,0%</b>	<b>39 040,2</b>	<b>100,0%</b>

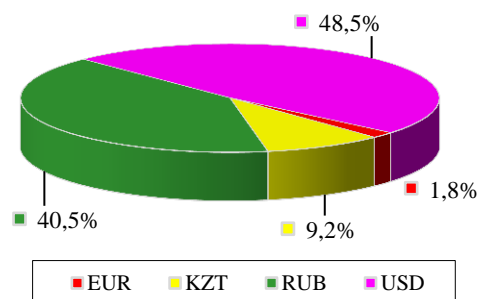
### ***By currencies***

Main share of received remittances carried out through IMTS were transferred in US dollars (41,4 % of total number of remittances and 48,5% of the total volume) and in Russian rubles (43,6% and 40,5% respectively).

**Share from the total number of received remittances**



**Share from the total volume of received remittances**



### **REMITTANCES WITHIN KAZAKHSTAN**

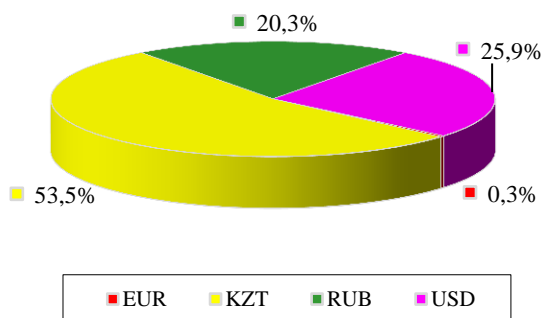
Within Kazakhstan during July 2018 through IMTS were transferred 27,3 thousands transactions in the amount of 6 045,2 mln. KZT.

### ***By IMTS***

IMTS	Number of transactions (in thousands)	Share of the total number of transactions, %	Volume (mln. KZT)	Share of volume, %
Gold Crown	12,3	45,1%	2 351,2	38,9%
Faster	2,2	8,2%	237,0	3,9%
Unistream	0,5	1,7%	115,1	1,9%
Contact	0,3	1,1%	138,4	2,3%
Western Union	0,6	2,2%	226,6	3,7%
Other money transfer systems	11,4	41,7%	2 976,8	49,2%
<b>Total</b>	<b>27,3</b>	<b>100%</b>	<b>6 045,2</b>	<b>100,0%</b>

### ***By currencies***

**Share from the total number of sent remittances**



**Share from the total volume of sent remittances**

