

For August 2018 the volume of remittances transferred via international money transfer systems (hereinafter - IMTS) was 258,5 thousands transactions in the amount of 64 871,3 mln. KZT.

Kazakhstan's commercial banks and JSC «Kazpost» provide to the customers remittances services through IMTS such as the Golden Crown, Western Union, Unistream, Leader, Contact, Faster, MoneyGram, Blizko and others IMTS.

IMTS are used by the Kazakhstan's population as for transfers within the country and for sending /receiving money transfers abroad / from abroad.

The share of remittances carried out through IMTS on the territory of Kazakhstan in August 2018 is 10,3% of the total number of transfers and 11,0% of the total volume of remittances. The share of remittances sent abroad is 89,7% and 89,0% respectively.

## CROSS-BORDER REMITTANCES

### REMMITANCES SENT ABROAD

For August 2018 via IMTS were transferred abroad 231,8 thousands transactions in the amount of 57 728,3 mln. KZT.

#### *By IMTS*

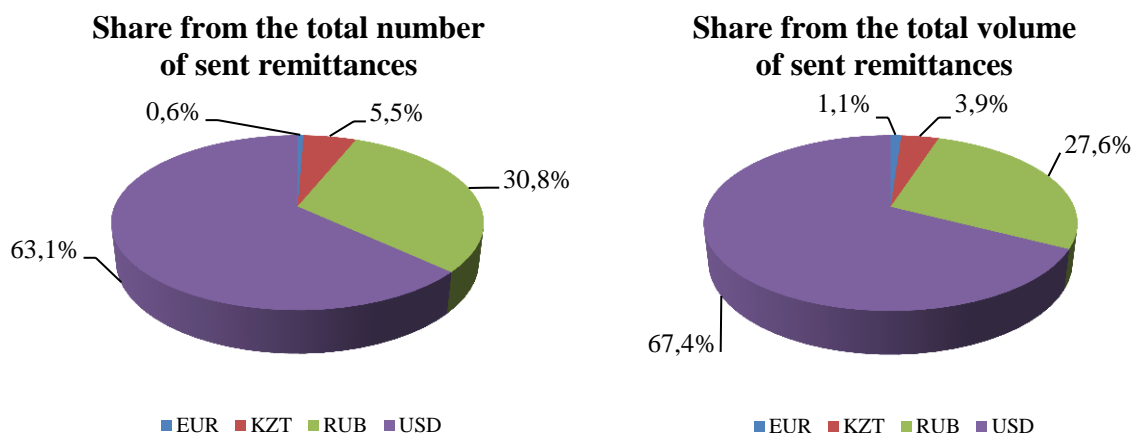
IMTS	Number of transactions (in thousands)	Share of the total number of transactions, %	Volume (mln. KZT)	Share of volume, %
Golden Crown	162,8	70,3%	4 0597,4	70,3%
Western Union	20,6	8,9%	7 757,7	13,4%
Unistream	13,8	6,0%	4 494,9	7,8%
Contact	6,7	2,9%	1 385,2	2,4%
Faster	6,3	2,7%	1 018,7	1,8%
MoneyGram	1,9	0,8%	496,1	0,9%
Blizko	0,0	0,0%	0,2	0,0%
Other money transfer systems	19,6	8,5%	1 978,0	3,4%
<b>Total</b>	<b>231,8</b>	<b>100,0%</b>	<b>57 728,3</b>	<b>100,0%</b>

#### *By countries*

Country	Number of transactions (in thousands)	Share of the total number of transactions, %	Volume (mln. KZT)	Share of volume, %
Russia	79,2	34,2%	19 770,2	34,2%
Uzbekistan	73,5	31,7%	13 473,8	23,3%
Kyrgyzstan	27,8	12,0%	6 724,3	11,6%
Turkey	14,1	6,1%	6 265,7	10,9%
Tajikistan	12,0	5,2%	1 170,7	2,0%
Azerbaijan	5,1	2,2%	1 054,5	1,8%
Ukraine	4,6	2,0%	1 026,4	1,8%
China	4,1	1,8%	4 402,4	7,6%
Georgia	2,0	0,9%	557,3	1,0%
Armenia	2,0	0,9%	928,2	1,6%
Others	7,3	3,2%	2 354,9	4,1%
<b>Total</b>	<b>231,8</b>	<b>100,0%</b>	<b>57 728,3</b>	<b>100,0%</b>

### *By currencies*

The main share of carried out remittances sent via IMTS was in US dollars (the share of the total number of sent transfers was 63,1%, the share of the total volume of sent transfers was 67,4%) and in Russian rubles (the share of the total number of sent transfers was 30,8%, the share of the total volume of sent transfers was 27,6%).



### **RECEIVED REMITTANCES (FROM ABROAD)**

In August 2018 to Kazakhstan from abroad via IMTS were transferred 132,3 thousands transaction in the amount of 33 900,8 mln. KZT.

### *By IMTS*

IMTS	Number of transactions (in thousands)	Share of the total number of transactions, %	Volume (mln. KZT)	Share of volume, %
Gold Crown	57,9	43,7%	18 853,8	55,6%
Western Union	32,0	24,2%	6 821,5	20,1%
MoneyGram	11,0	8,3%	3 281,2	9,7%
Unistream	4,8	3,6%	1 466,6	4,3%
Contact	5,0	3,8%	1 328,6	3,9%
Faster	2,9	2,2%	499,7	1,5%
Blizko	0,1	0,1%	13,0	0,04%
Other money transfer systems	18,5	14,0%	1 636,5	4,8%
<b>Total</b>	<b>132,3</b>	<b>100,0%</b>	<b>33 900,8</b>	<b>100,0%</b>

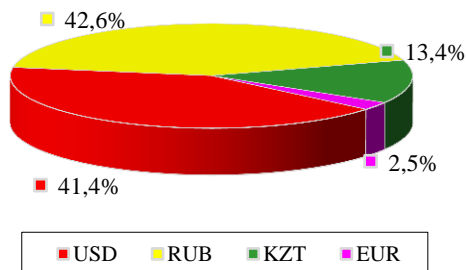
### *By countries*

Country	Number of transactions (in thousands)	Share of the total number of transactions, %	Volume (mln. KZT)	Share of volume, %
Russia	73,2	55,3%	17 458,1	51,5%
Korea	13,7	10,3%	5 529,2	16,3%
Kyrgyzstan	5,6	4,2%	2 598,4	7,7%
Uzbekistan	5,5	4,2%	2 045,1	6,0%
United States	6,4	4,9%	1 363,8	4,0%
Germany	7,8	5,9%	905,6	2,7%
Turkey	4,1	3,1%	609,9	1,8%
Tajikistan	1,2	0,9%	494,8	1,5%
United Arab Emirates	1,4	1,0%	305,1	0,9%
Belarus	0,6	0,4%	228,3	0,7%
Other	12,9	9,7%	2 362,4	7,0%
<b>Total</b>	<b>132,3</b>	<b>100,0%</b>	<b>33 900,8</b>	<b>100,0%</b>

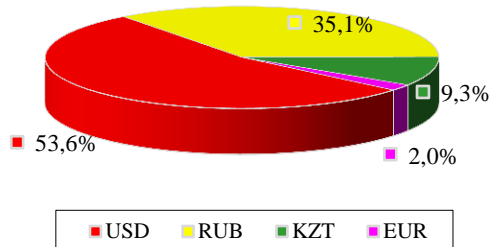
### *By currencies*

Main share of received remittances carried out through IMTS were transferred in US dollars (41,4 % of total number of remittances and 53,6% of the total volume) and in Russian rubles (42,6% and 35,1% respectively).

**Share from the total number of received remittances**



**Share from the total volume of received remittances**



### **REMITTANCES WITHIN KAZAKHSTAN**

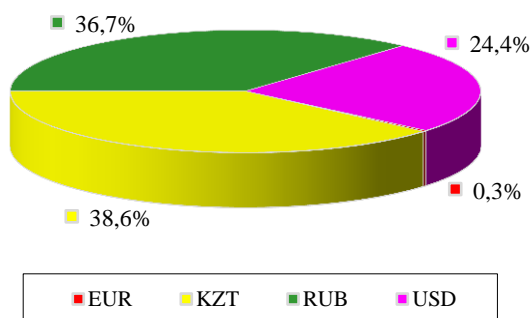
Within Kazakhstan during August 2018 through IMTS were transferred 26,7 thousands transactions in the amount of 7 143,2 mln. KZT.

### *By IMTS*

IMTS	Number of transactions (in thousands)	Share of the total number of transactions, %	Volume (mln. KZT)	Share of volume, %
Gold Crown	11,4	42,7%	2 482,1	34,7%
Faster	1,0	3,7%	105,6	1,5%
Unistream	0,4	1,5%	89,2	1,2%
Contact	0,3	1,1%	102,4	1,4%
Western Union	0,5	1,9%	127,9	1,8%
Other money transfer systems	13,2	49,4%	4 236,0	59,3%
<b>Total</b>	<b>26,7</b>	<b>100%</b>	<b>7143,0</b>	<b>100%</b>

### *By currencies*

**Share from the total number of sent remittances**



**Share from the total volume of sent remittances**

