

For October 2018 the volume of remittances transferred via international money transfer systems (hereinafter - IMTS) was 271,0 thousands transactions in the amount of 67 150,6 mln. KZT.

Kazakhstan's commercial banks and JSC «Kazpost» provide to the customers remittances services through IMTS such as the Golden Crown, Western Union, Unistream, Leader, Contact, Faster, MoneyGram, Blizko and others IMTS.

IMTS are used by the Kazakhstan's population as for transfers within the country and for sending /receiving money transfers abroad / from abroad.

The share of remittances carried out through IMTS on the territory of Kazakhstan in October 2018 is 8,1% of the total number of transfers and 8,3% of the total volume of remittances. The share of remittances sent abroad is 91,9% and 91,7% respectively.

CROSS-BORDER REMITTANCES

REMMITANCES SENT ABROAD

For October 2018 via IMTS were transferred abroad 249,2 thousands transactions in the amount of 61 567,7 mln. KZT.

By IMTS

IMTS	Number of transactions (in thousands)	Share of the total number of transactions, %	Volume (mln. KZT)	Share of volume, %
Golden Crown	176,9	71,0%	44 444,8	72,2%
Western Union	20,5	8,2%	7 556,5	12,3%
Unistream	14,0	5,6%	4 051,8	6,6%
Contact	5,6	2,2%	1 169,7	1,9%
Faster	7,1	2,8%	1 104,3	1,8%
MoneyGram	2,1	0,9%	562,4	0,9%
Blizko	0,004	0,002%	0,1	0,0002%
Other money transfer systems	22,9	9,2%	2 678,2	4,4%
Total	249,2	100,0%	61 567,7	100,0%

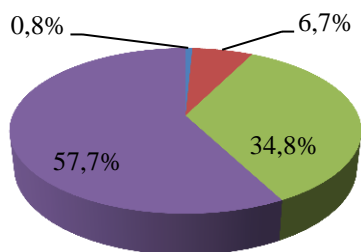
By countries

Country	Number of transactions (in thousands)	Share of the total number of transactions, %	Volume (mln. KZT)	Share of volume, %
Russia	98,7	39,6%	22 928,3	37,2%
Uzbekistan	66,0	26,5%	11 821,3	19,2%
Turkey	19,0	7,6%	8 452,9	13,7%
Kyrgyzstan	27,7	11,1%	7 256,7	11,8%
China	3,7	1,5%	3 818,3	6,2%
Azerbaijan	5,5	2,2%	1 131,8	1,8%
Ukraine	4,8	1,9%	1 079,1	1,8%
Tajikistan	11,2	4,5%	1 047,3	1,7%
Armenia	1,7	0,7%	789,2	1,3%
Georgia	2,1	0,9%	546,9	0,9%
Others	8,7	3,5%	2 695,8	4,4%
Total	249,2	100,0%	61 567,7	100,0%

By currencies

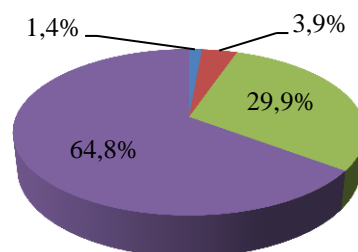
The main share of carried out remittances sent via IMTS was in US dollars (the share of the total number of sent transfers was 57,7%, the share of the total volume of sent transfers was 64,8%) and in Russian rubles (the share of the total number of sent transfers was 34,8%, the share of the total volume of sent transfers was 29,9%).

Share from the total number of sent remittances



■ EUR ■ KZT ■ RUB ■ USD

Share from the total volume of sent remittances



■ EUR ■ KZT ■ RUB ■ USD

RECEIVED REMITTANCES (FROM ABROAD)

In October 2018 to Kazakhstan from abroad via IMTS were transferred 149,7 thousands transaction in the amount of 37 730,6 mln. KZT.

By IMTS

IMTS	Number of transactions (in thousands)	Share of the total number of transactions, %	Volume (mln. KZT)	Share of volume, %
Gold Crown	67,7	45,2%	22 059,7	58,5%
Western Union	34,9	23,3%	6 881,6	18,2%
MoneyGram	12,3	8,2%	3 319,6	8,8%
Unistream	6,1	4,1%	1 746,9	4,6%
Contact	4,2	2,8%	1 263,2	3,3%
Faster	4,7	3,1%	678,0	1,8%
Blizko	0,1	0,1%	13,8	0,0%
Other money transfer systems	19,7	13,2%	1 767,8	4,7%
Total	149,7	100,0%	37 730,6	100,0%

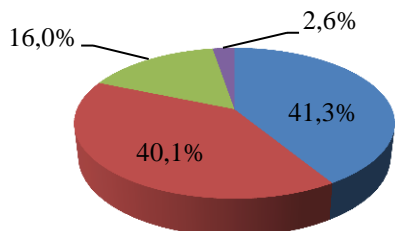
By countries

Country	Number of transactions (in thousands)	Share of the total number of transactions, %	Volume (mln. KZT)	Share of volume, %
Russia	81,6	54,5%	19 475,1	51,6%
Korea	14,8	9,9%	5 399,9	14,3%
Kyrgyzstan	7,0	4,7%	3 266,5	8,7%
Uzbekistan	7,3	4,8%	2 663,4	7,1%
United States of America	6,7	4,5%	1 304,6	3,5%
Germany	8,7	5,8%	1 035,6	2,7%
Tajikistan	1,6	1,1%	666,0	1,8%
Turkey	4,3	2,9%	615,2	1,6%
United Arab Emirates	1,5	1,0%	332,9	0,9%
Ukraine	1,9	1,3%	236,7	0,6%
Other	14,3	9,6%	2 734,7	7,2%
Total	149,7	100,0%	37 730,6	100,0%

By currencies

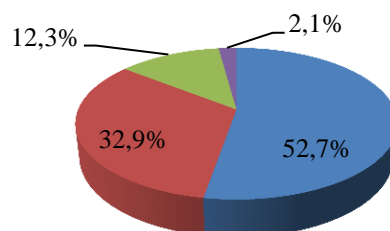
Main share of received remittances carried out through IMTS were transferred in US dollars (41,3 % of total number of remittances and 52,7% of the total volume) and in Russian rubles (40,1% and 32,9% respectively).

Share from the total number of received remittances



■ USD ■ RUB ■ KZT ■ EUR

Share from the total volume of received remittances



■ USD ■ RUB ■ KZT ■ EUR

REMITTANCES WITHIN KAZAKHSTAN

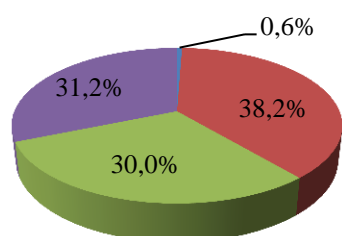
Within Kazakhstan during October 2018 through IMTS were transferred 21,8 thousands transactions in the amount of 5 582,9 mln. KZT.

By IMTS

IMTS	Number of transactions (in thousands)	Share of the total number of transactions, %	Volume (mln. KZT)	Share of volume, %
Gold Crown	12,9	59,2%	2 639,6	47,3%
Faster	0,5	2,3%	173,1	3,1%
Unistream	0,5	2,3%	159,3	2,9%
Contact	0,4	2,0%	129,6	2,3%
Western Union	1,1	4,9%	100,7	1,8%
Other money transfer systems	6,4	29,2%	2 380,6	42,6%
Total	21,8	100,0%	5 582,9	100,0%

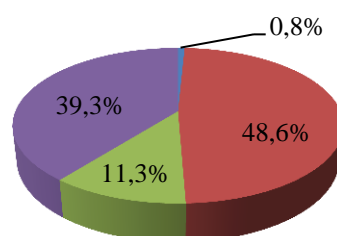
By currencies

Share from the total number of sent remittances



■ EUR ■ KZT ■ RUB ■ USD

Share from the total volume of sent remittances



■ EUR ■ KZT ■ RUB ■ USD