

In May 2024 the volume of remittances transferred via international money transfer systems (hereinafter - IMTS) was 220.0 thousand transactions in the amount of 75.7 billion tenge. Compared to April 2024, there is an increase in the number of transfers by 5.1% and an increase in the volume of transactions by 11.7%.

Kazakhstan's commercial banks and JSC «Kazpost» provide to the customer's remittances services through IMTS such as the Golden Crown, Western Union, MoneyGram and others IMTS.

IMTS are used by the Kazakhstan's population as for transfers within the country and for sending /receiving money transfers abroad / from abroad.

The share of remittances carried out through IMTS on the territory of Kazakhstan in May 2024 is 2% of the total number of transfers and 2.5% of the total volume of remittances. The share of remittances sent abroad is 98.0% and 97.5%, respectively.

CROSS-BORDER REMITTANCES

REMMITANCES SENT ABROAD

In May 2024 abroad were transferred via IMTS 215.8 thousand transactions in the amount of 73.8 billion tenge. Compared to April 2024, the number of money transfers sent increased by 5.2%, the volume increased by 12.1%.

In terms of the volume of money sent from Kazakhstan abroad, the leaders are: Uzbekistan – 26.6 billion tenge (a share of the total amount – 36.0%), Russia – 20.4 billion tenge (a share of 27.7%), Turkey – 13.3 billion tenge (a share of 18.0%), Georgia – 5.0 billion tenge (a share of 6.8%), as well as Kyrgyzstan -2.2 billion tenge (a share of 3.0%).

By IMTS

IMTS	Number of transactions (in thousands)	Share of the total number of transactions, %	Volume (mln. KZT)	Share of volume, %
Golden Crown	201,58	93,4%	66 378,26	89,9%
Western Union	8,64	4,0%	4 890,80	6,6%
MONEYGRAM	1,49	0,7%	1 202,95	1,6%
Other money transfer systems	4,08	1,9%	1 380,75	1,9%
Total	215,80	100,0%	73 852,76	100,0%

By countries

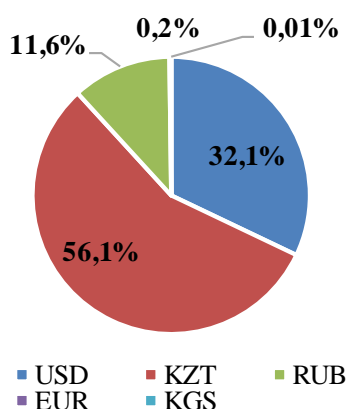
Country	Number of transactions (in thousands)	Share of the total number of transactions, %	Volume (mln. KZT)	Share of volume, %
Uzbekistan	59,20	27,4%	26 621,72	36,0%
Russia	104,51	48,4%	20 422,17	27,7%
Turkey	31,49	14,6%	13 267,77	18,0%
Georgia	2,72	1,3%	4 985,41	6,8%
Kyrgyzstan	6,17	2,9%	2 189,24	3,0%
China	1,62	0,7%	1 864,02	2,5%
Azerbaijan	1,44	0,7%	953,90	1,3%
Armenia	0,60	0,3%	734,60	1,0%
Tajikistan	2,86	1,3%	578,56	0,8%

Ukraine	1,24	0,6%	435,84	0,6%
Others	3,97	1,8%	1 799,52	2,4%
Total	215,80	100,0%	73 852,76	100,0%

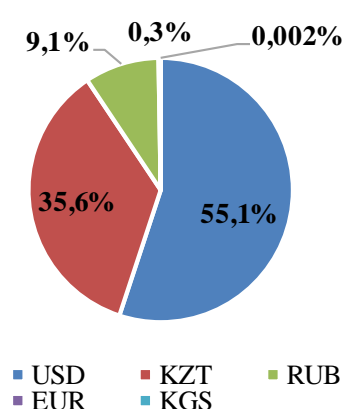
By currencies

The main share of carried out remittances sent via IMTS was in US dollars (the share of the total number of sent transfers was 32.1%, the share of the total volume of sent transfers was 55.1%) and in Kazakhstan tenge (56.1% and 35.6%, respectively).

Share of the total number of sent remittances



Share from the total volume of sent remittances



RECEIVED REMITTANCES (FROM ABROAD)

In May 2024 from abroad to Kazakhstan were transferred via IMTS 74.2 thousand transactions in the amount of 20.6 billion tenge. Compared to April 2024, the number of money transfers received decreased by 0.3%, and the volume of operations decreased by 0.1%.

In terms of the amount of money received from abroad, the leaders are: Russia – 5.9 billion tenge (share of the total amount – 28.8%), the United States of America – 2.6 billion tenge (share – 12.6%), the Republic of Korea – 2.4 billion tenge (share – 11.8%), Uzbekistan – 2.0 billion tenge (share – 9.7%), and Turkey – 1.7 billion tenge (share – 8.3%).

By IMTS

IMTS	Number of transactions (in thousands)	Share of the total number of transactions, %	Volume (mln. KZT)	Share of volume, %
Golden Crown	35,85	48,3%	10 826,95	52,6%
Western Union	20,97	28,3%	5 990,84	29,1%
MONEYGRAM	9,66	13,0%	2 881,02	14,0%
Other money transfer systems	7,69	10,4%	890,88	4,3%
Total	74,16	100,0%	20 589,69	100,0%

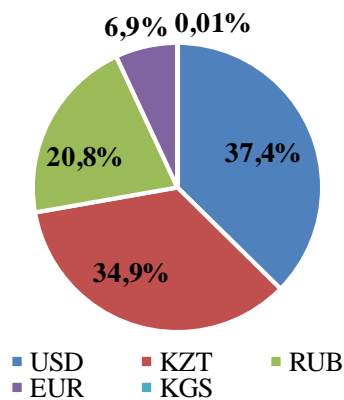
By countries

Country	Number of transactions (in thousands)	Share of the total number of transactions, %	Volume (mln. KZT)	Share of volume, %
Russia	31,81	42,9%	5 939,05	28,8%
USA	8,26	11,1%	2 603,89	12,6%
Republic of Korea	4,20	5,7%	2 433,10	11,8%
Uzbekistan	3,80	5,1%	1 997,05	9,7%
Turkey	5,18	7,0%	1 704,38	8,3%
Germany	8,32	11,2%	1 404,82	6,8%
Kyrgyzstan	1,58	2,1%	824,91	4,0%
Azerbaijan	0,56	0,8%	496,71	2,4%
Georgia	0,64	0,9%	347,98	1,7%
Israel	0,93	1,3%	227,73	1,1%
Others	8,88	12,0%	2 610,07	12,7%
Total	74,16	100,0%	20 589,69	100,0%

By currencies

Main share of received remittances carried out through IMTS were transferred in US dollars (37.4% of total number of remittances and 55.3% of the total volume) and Kazakhstan tenge (34.9% and 25.9%, respectively).

Share from the total number of received remittances



Share of the total volume of received remittances

