

In January 2024 the volume of remittances transferred via international money transfer systems (hereinafter - IMTS) was 162.7 thousand transactions in the amount of 54.0 billion tenge. Compared to December 2023, there is a decrease in the number of transfers by 31,1% and a decrease the volume of transactions by 34,0%.

Kazakhstan's commercial banks and JSC «Kazpost» provide to the customer's remittances services through IMTS such as the Golden Crown, Western Union, Contact, MoneyGram and others IMTS.

IMTS are used by the Kazakhstan's population as for transfers within the country and for sending /receiving money transfers abroad / from abroad.

The share of remittances carried out through IMTS on the territory of Kazakhstan in January 2024 is 1.3% of the total number of transfers and 2.8% of the total volume of remittances. The share of remittances sent abroad is 98.7% and 97.2%, respectively.

## CROSS-BORDER REMITTANCES

### REMMITANCES SENT ABROAD

In January 2024 abroad were transferred via IMTS 160.6 thousands transactions in the amount of 52.5 billion tenge. Compared to December 2023, the number of money transfers sent decreased by 31,2%, the volume decreased by 34,2%.

In terms of the volume of money sent from Kazakhstan abroad, the leaders are: Russia – 17.6 billion tenge (share of the total amount of 33.6%), Turkey – 12.5 billion tenge (share – 23.9%), Uzbekistan – 8.8 billion tenge (share – 16.8%), Georgia – 4.2 billion tenge (share – 8.1%), and China – 2.5 billion tenge (share – 4.8%).

#### *By IMTS*

IMTS	Number of transactions (in thousands)	Share of the total number of transactions, %	Volume (mln. KZT)	Share of volume, %
Golden Crown	142,49	88,7%	41 847,57	79,7%
CONTACT	8,39	5,2%	5 770,30	11,0%
Western Union	5,01	3,1%	3 378,03	6,4%
MONEYGRAM	1,33	0,8%	1 064,82	2,0%
Other money transfer systems	3,38	2,1%	419,24	0,8%
<b>Total</b>	<b>160,59</b>	<b>100,0%</b>	<b>52 479,97</b>	<b>100,0%</b>

#### *By countries*

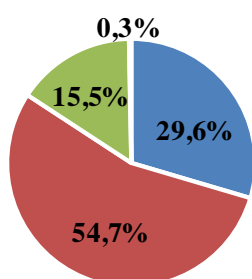
Country	Number of transactions (in thousands)	Share of the total number of transactions, %	Volume (mln. KZT)	Share of volume, %
Russia	90,86	56,6%	17 654,12	33,6%
Turkey	20,37	12,7%	12 535,73	23,9%
Uzbekistan	26,64	16,6%	8 793,55	16,8%
Georgia	2,33	1,5%	4 231,44	8,1%
China	2,20	1,4%	2 529,61	4,8%
Kyrgyzstan	5,11	3,2%	2 007,06	3,8%
Tadjikistan	6,33	3,9%	1 051,06	2,0%
Azerbaijan	1,27	0,8%	855,60	1,6%
Armenia	0,43	0,3%	541,25	1,0%

Republic of Korea	0,61	0,4%	463,74	0,9%
Others	4,46	2,8%	1 816,80	3,5%
<b>Total</b>	<b>160,59</b>	<b>100,0%</b>	<b>52 479,97</b>	<b>100,0%</b>

### ***By currencies***

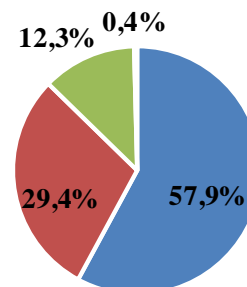
The main share of carried out remittances sent via IMTS was in US dollars (the share of the total number of sent transfers was 29,6%, the share of the total volume of sent transfers was 57.9%) and in Kazakhstan tenge (54,7% and 29,4%, respectively).

**Share from the total number of sent remittances**



■ USD ■ KZT ■ RUB ■ EUR

**Share from the total volume of sent remittances**



■ USD ■ KZT ■ RUB ■ EUR

### **RECEIVED REMITTANCES (FROM ABROAD)**

In January 2024 from abroad to Kazakhstan were transferred via IMTS 71.2 thousands transaction in the amount of 20.6 billion tenge. Compared to December 2023, the number of money transfers received decreased by 22,6%, the volume decreased by 25,6%.

In terms of the amount of money received from abroad, the leaders are: Russia – 5.5 billion tenge (share of the total amount – 26.9%), the United States of America – 2.4 billion tenge (share – 11.4%), the Republic of Korea – 2.0 billion tenge (share – 9.8%), Uzbekistan – 2.0 billion tenge (share – 9.7%), as well as Norway – 1.6 billion tenge (share – 8.1%).

### ***By IMTS***

IMTS	Number of transactions (in thousands)	Share of the total number of transactions, %	Volume (mln. KZT)	Share of volume, %
Golden Crown	32,14	45,1%	9 306,71	45,1%
Western Union	18,84	26,4%	6 682,78	32,4%
MONEYGRAM	8,99	12,6%	2 704,16	13,1%
CONTACT	5,96	8,4%	1 397,48	6,8%
Other money transfer systems	5,33	7,5%	526,58	2,6%
<b>Total</b>	<b>71,25</b>	<b>100,0%</b>	<b>20 617,71</b>	<b>100,0%</b>

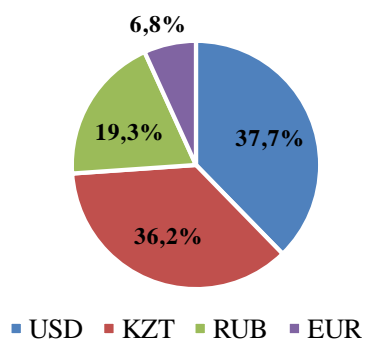
### ***By countries***

Country	Number of transactions (in thousands)	Share of the total number of transactions, %	Volume (mln. KZT)	Share of volume, %
Russia	31,63	44,4%	5 541,13	26,9%
United States of America	7,64	10,7%	2 357,15	11,4%
Republic of Korea	3,66	5,1%	2 011,10	9,8%
Uzbekistan	4,01	5,6%	2 009,78	9,7%
Norway	0,04	0,1%	1 673,21	8,1%
Turkey	4,37	6,1%	1 441,82	7,0%
Germany	7,79	10,9%	1 260,80	6,1%
Kyrgyzstan	1,68	2,4%	890,96	4,3%
Georgia	0,59	0,8%	323,68	1,6%
Azerbaijan	0,46	0,6%	299,89	1,5%
Others	9,39	13,2%	2 808,20	13,6%
<b>Total</b>	<b>71,25</b>	<b>100,0%</b>	<b>20 617,71</b>	<b>100,0%</b>

### *By currencies*

Main share of received remittances carried out through IMTS were transferred in US dollars (37.7% of total number of remittances and 51.4% of the total volume) and Kazakhstan tenge (36.2% and 32.4%, respectively).

Share from the total number of received remittances



Share from the total volume of received remittances

