

In December 2023 the volume of remittances transferred via international money transfer systems (hereinafter - IMTS) was 236,1 thousand transactions in the amount of 81,7 billion tenge. Compared to November 2023, there is a increase in the number of transfers by 7.6% and a decrease the volume of transactions by 1.6%.

Kazakhstan's commercial banks and JSC «Kazpost» provide to the customer's remittances services through IMTS such as the Golden Crown, Western Union, Contact, MoneyGram and others IMTS.

IMTS are used by the Kazakhstan's population as for transfers within the country and for sending /receiving money transfers abroad / from abroad.

The share of remittances carried out through IMTS on the territory of Kazakhstan in December 2023 is 1.1% of the total number of transfers and 2.3% of the total volume of remittances. The share of remittances sent abroad is 98.9% and 97.7%, respectively.

CROSS-BORDER REMITTANCES

REMMITANCES SENT ABROAD

In December 2023 abroad were transferred via IMTS 233.5 thousands transactions in the amount of 79.8 billion tenge. Compared to November 2023, the number of money transfers sent increased by 7.6%, the volume decreased by 1.8%.

In terms of the volume of money sent from Kazakhstan abroad, the leaders are: Russia – 26.5 billion tenge (share of the total amount of 33.2%), Turkey – 18.3 billion tenge (share – 23.0%), Uzbekistan – 14.4 billion tenge (share – 18.0%), Georgia – 7.3 billion tenge (share – 9.1%), and China – 3.5 billion tenge (share – 4.4%).

By IMTS

IMTS	Number of transactions (in thousands)	Share of the total number of transactions, %	Volume (mln. KZT)	Share of volume, %
Golden Crown	207,68	89,0%	64 022,65	80,2%
CONTACT	11,77	5,0%	8 435,80	10,6%
Western Union	7,53	3,2%	5 011,32	6,3%
MONEYGRAM	1,91	0,8%	1 726,20	2,2%
Other money transfer systems	4,56	2,0%	630,81	0,8%
Total	233,45	100,0%	79 826,77	100,0%

By countries

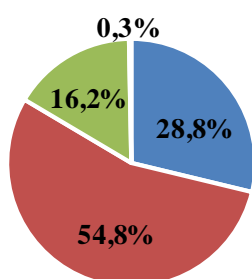
Country	Number of transactions (in thousands)	Share of the total number of transactions, %	Volume (mln. KZT)	Share of volume, %
Russia	133,48	57,2%	26 509,30	33,2%
Turkey	29,45	12,6%	18 344,20	23,0%
Uzbekistan	37,94	16,3%	14 352,93	18,0%
Georgia	3,54	1,5%	7 284,09	9,1%
China	2,92	1,2%	3 542,86	4,4%
Kyrgyzstan	7,51	3,2%	2 817,79	3,5%
Tadjikistan	8,91	3,8%	1 528,34	1,9%
Azerbaijan	1,77	0,8%	1 325,35	1,7%
Armenia	0,69	0,3%	1 025,69	1,3%

Ukraine	1,75	0,8%	574,58	0,7%
Others	5,49	2,4%	2 521,65	3,2%
Total	233,45	100,0%	79 826,77	100,0%

By currencies

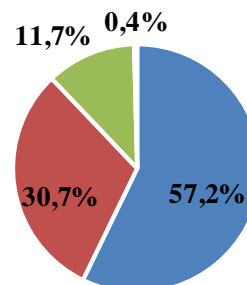
The main share of carried out remittances sent via IMTS was in US dollars (the share of the total number of sent transfers was 28.8%, the share of the total volume of sent transfers was 57.2%) and in Kazakhstan tenge (54.8% and 30.7%, respectively).

Share from the total number of sent remittances



■ USD ■ KZT ■ RUB ■ EUR

Share from the total volume of sent remittances



■ USD ■ KZT ■ RUB ■ EUR

RECEIVED REMITTANCES (FROM ABROAD)

In December 2023 from abroad to Kazakhstan were transferred via IMTS 92,0 thousands transaction in the amount of 27,7 billion tenge. Compared to November 2023, the number of money transfers received increased by 25,1%, the volume increased by 23.0%.

In terms of the amount of money received from abroad, the leaders are: Russia – 7.4 billion tenge (share of the total amount – 26.8%), the United States of America – 3.2 billion tenge (share – 11.5%), the Republic of Korea – 2.9 billion tenge (share – 10.4%), Uzbekistan – 2.6 billion tenge (share – 9.4%), as well as Turkey – 1.8 billion tenge (share – 6.6%).

By IMTS

IMTS	Number of transactions (in thousands)	Share of the total number of transactions, %	Volume (mln. KZT)	Share of volume, %
Golden Crown	42,61	46,3%	13 317,68	48,1%
Western Union	26,20	28,5%	8 997,34	32,5%
MONEYGRAM	11,30	12,3%	3 422,04	12,4%
CONTACT	6,75	7,3%	1 568,85	5,7%
Other money transfer systems	5,14	5,6%	399,12	1,4%
Total	92,00	100,0%	27 705,03	100,0%

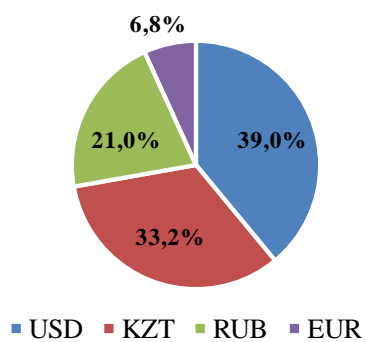
By countries

Country	Number of transactions (in thousands)	Share of the total number of transactions, %	Volume (mln. KZT)	Share of volume, %
Russia	39,46	42,9%	7 414,49	26,8%
United States of America	9,92	10,8%	3 182,71	11,5%
Republic of Korea	4,84	5,3%	2 881,52	10,4%
Uzbekistan	4,84	5,3%	2 591,31	9,4%
Turkey	5,26	5,7%	1 823,80	6,6%
Germany	11,28	12,3%	1 788,01	6,5%
Norway	0,08	0,1%	1 683,46	6,1%
Kyrgyzstan	2,37	2,6%	1 402,99	5,1%
Azerbaijan	0,65	0,7%	576,15	2,1%
Georgia	0,83	0,9%	535,10	1,9%
Others	12,47	13,6%	3 825,51	13,8%
Total	92,00	100,0%	27 705,03	100,0%

By currencies

Main share of received remittances carried out through IMTS were transferred in US dollars (39.0% of total number of remittances and 54.8% of the total volume) and Kazakhstan tenge (33.2% and 27.4%, respectively).

Share from the total number of received remittances



Share from the total volume of received remittances

