

In November 2023 the volume of remittances transferred via international money transfer systems (hereinafter - IMTS) was 219,5 thousand transactions in the amount of 83.0 billion tenge. Compared to October 2023, there is a decrease in the number of transfers by 5.9% and a decrease the volume of transactions by 9,4%.

Kazakhstan's commercial banks and JSC «Kazpost» provide to the customer's remittances services through IMTS such as the Golden Crown, Western Union, Contact, MoneyGram and others IMTS.

IMTS are used by the Kazakhstan's population as for transfers within the country and for sending /receiving money transfers abroad / from abroad.

The share of remittances carried out through IMTS on the territory of Kazakhstan in November 2023 is 1.2% of the total number of transfers and 2.1% of the total volume of remittances. The share of remittances sent abroad is 98.8% and 97.9%, respectively.

CROSS-BORDER REMITTANCES

REMMITANCES SENT ABROAD

In November 2023 abroad were transferred via IMTS 216,9 thousands transactions in the amount of 81.3 billion tenge. Compared to October 2023, the number of money transfers sent decreased by 5.8%, the volume decreased by 9,4%.

In terms of the volume of money sent from Kazakhstan abroad, the leaders are: Russia – 22.6 billion tenge (share of the total amount of 27.8%), Turkey – 20.3 billion tenge (share – 25,0%), Uzbekistan – 17.7 billion tenge (share – 21.8%), Georgia – 8.4 billion tenge (share – 10.3%), and China – 3.1 billion tenge (share – 3.8%).

By IMTS

IMTS	Number of transactions (in thousands)	Share of the total number of transactions, %	Volume (mln. KZT)	Share of volume, %
Golden Crown	192,13	88,6%	65 385,58	80,5%
CONTACT	14,40	6,6%	9 903,48	12,2%
Western Union	5,13	2,4%	3 887,03	4,8%
MONEYGRAM	1,48	0,7%	1 512,50	1,9%
Other money transfer systems	3,77	1,7%	563,45	0,7%
Total	216,90	100,0%	81 252,04	100,0%

By countries

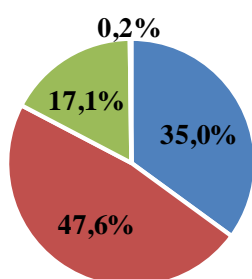
Country	Number of transactions (in thousands)	Share of the total number of transactions, %	Volume (mln. KZT)	Share of volume, %
Russia	104,46	48,2%	22 570,50	27,8%
Turkey	33,84	15,6%	20 302,79	25,0%
Uzbekistan	46,04	21,2%	17 684,79	21,8%
Georgia	4,09	1,9%	8 382,55	10,3%
China	2,70	1,2%	3 076,70	3,8%
Kyrgyzstan	7,75	3,6%	2 941,19	3,6%
Tadjikistan	10,88	5,0%	1 750,86	2,2%
Azerbaijan	1,57	0,7%	1 194,22	1,5%
Armenia	0,52	0,2%	877,64	1,1%

Republic of Korea	0,63	0,3%	532,02	0,7%
Others	4,44	2,0%	1 938,77	2,4%
Total	216,90	100,0%	81 252,04	100,0%

By currencies

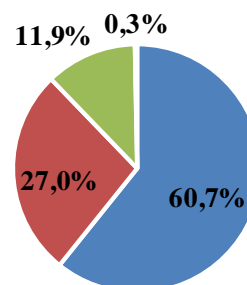
The main share of carried out remittances sent via IMTS was in US dollars (the share of the total number of sent transfers was 35.0%, the share of the total volume of sent transfers was 60,7%) and in Kazakhstan tenge (47.6% and 27,0%, respectively).

Share from the total number of sent remittances



■ USD ■ KZT ■ RUB ■ EUR

Share from the total volume of sent remittances



■ USD ■ KZT ■ RUB ■ EUR

RECEIVED REMITTANCES (FROM ABROAD)

In November 2023 from abroad to Kazakhstan were transferred via IMTS 73,5 thousands transaction in the amount of 22,5 billion tenge. Compared to October 2023, the number of money transfers received decreased by 7,5%, the volume decreased by 4.3%.

In terms of the amount of money received from abroad, the leaders are: Russia – 7.0 billion tenge (share of the total amount – 31.2%), Uzbekistan – 2.8 billion tenge (share – 12.2%), the Republic of Korea – 2.5 billion tenge (share – 10.9%), the United States of America – 2.4 billion tenge (share – 10.9%), as well as Turkey – 1.6 billion tenge (share – 7.0%).

By IMTS

IMTS	Number of transactions (in thousands)	Share of the total number of transactions, %	Volume (mln. KZT)	Share of volume, %
Golden Crown	37,16	50,5%	12 615,77	56,0%
Western Union	17,48	23,8%	5 136,60	22,8%
MONEYGRAM	8,30	11,3%	2 787,24	12,4%
CONTACT	6,60	9,0%	1 627,03	7,2%
Other money transfer systems	4,00	5,4%	363,78	1,6%
Total	73,52	100,0%	22 530,42	100,0%

By countries

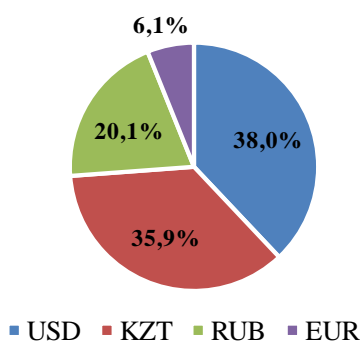
Country	Number of transactions (in thousands)	Share of the total number of transactions, %	Volume (mln. KZT)	Share of volume, %
---------	---------------------------------------	--	-------------------	--------------------

Russia	34,21	46,5%	7 023,91	31,2%
Uzbekistan	4,53	6,2%	2 758,58	12,2%
Republic of Korea	4,24	5,8%	2 459,09	10,9%
United States of America	7,20	9,8%	2 445,93	10,9%
Turkey	4,28	5,8%	1 571,91	7,0%
Germany	6,95	9,4%	1 290,15	5,7%
Kyrgyzstan	2,08	2,8%	1 287,58	5,7%
Azerbaijan	0,55	0,7%	493,87	2,2%
Georgia	0,65	0,9%	485,77	2,2%
Israel	0,73	1,0%	203,58	0,9%
Others	8,11	11,0%	2 510,04	11,1%
Total	73,52	100,0%	22 530,42	100,0%

By currencies

Main share of received remittances carried out through IMTS were transferred in US dollars (38.0% of total number of remittances and 57.6% of the total volume) and Kazakhstan tenge (35.9% and 24.5%, respectively).

Share from the total number of received remittances



Share from the total volume of received remittances

